




junho/19			Volumes Entregues					
(Mm³)	Entrega							
	Corumbá		Campo Grande		Três Lagoas / UTE		Valparaíso	
	Programado	Realizado	Programado	Realizado	Programado	Realizado	Programado	Realizado
01/06/19	0,0	0,0	90,0	89,0	485,0	488,8	0,5	0,5
02/06/19	0,0	0,0	70,0	70,3	440,0	444,7	13,0	13,1
03/06/19	0,0	0,0	95,0	94,6	505,0	501,7	4,2	4,2
04/06/19	0,0	0,0	105,0	103,6	520,0	510,2	18,9	18,6
05/06/19	0,0	0,0	106,0	104,4	434,0	427,3	0,3	0,3
06/06/19	0,0	0,0	102,0	93,8	490,0	460,0	0,4	0,4
07/06/19	0,0	0,0	106,0	105,0	412,0	406,9	0,3	0,3
08/06/19	0,0	0,0	107,0	105,9	395,0	389,0	0,5	0,5
09/06/19	0,0	0,0	94,0	92,1	441,0	434,4	4,9	4,8
10/06/19	0,0	0,0	106,0	104,9	298,0	293,4	0,4	0,4
11/06/19	0,0	0,0	97,0	96,1	260,0	256,7	0,5	0,5
12/06/19	0,0	0,0	105,0	103,5	350,0	346,0	0,2	0,2
13/06/19	0,0	0,0	88,0	86,7	326,0	322,6	0,4	0,4
14/06/19	0,0	0,0	105,0	103,2	326,0	324,6	0,4	0,4
15/06/19	0,0	0,0	95,0	94,0	340,0	335,6	0,5	0,5
16/06/19	0,0	0,0	89,0	88,2	372,0	366,4	2,1	2,1
17/06/19	0,0	0,0	97,0	95,9	344,0	339,9	0,1	0,1
18/06/19	0,0	0,0	85,0	84,7	608,0	601,8	0,2	0,2
19/06/19	0,0	0,0	105,0	103,7	779,0	772,1	0,1	0,1
20/06/19	0,0	0,0	91,0	90,7	654,0	648,0	0,1	0,1
21/06/19	0,0	0,0	98,0	97,0	556,0	548,2	0,1	0,1
22/06/19	0,0	0,0	103,0	102,4	446,0	442,4	0,1	0,1
23/06/19	0,0	0,0	100,0	99,4	287,0	284,8	0,2	0,2
24/06/19	0,0	0,0	109,0	108,6	322,0	324,8	0,9	0,9
25/06/19	0,0	0,0	107,0	106,4	306,0	304,7	2,5	2,5
26/06/19	0,0	0,0	108,0	108,1	305,0	305,4	0,3	0,3
27/06/19	0,0	0,0	104,0	104,3	310,0	310,9	0,5	0,5
28/06/19	0,0	0,0	98,2	97,8	293,6	282,2	0,6	0,6
29/06/19	0,0	0,0	90,9	93,6	293,9	268,4	0,5	0,3
30/06/19	0,0	0,0	84,2	75,5	292,4	265,6	0,4	0,5
<b>Total</b>	<b>0,0</b>	<b>0,0</b>	<b>2.940,3</b>	<b>2.903,1</b>	<b>12.190,8</b>	<b>12.007,5</b>	<b>54,1</b>	<b>53,8</b>
<p>Volumes Entregues, em atendimento à Portaria ANP Nº 1/2003 – “I. Instalações de Transporte e Serviços Prestados - h) Quantidades programadas e realizadas de gás nos pontos de recepção e entrega”. Propriedade da Transportadora Brasileira Gasoduto Bolívia-Brasil S.A.</p>								

junho/19			Volumes Entregues					
(Mm³)	Entrega							
	Bilac		Guaíçara		Iacanga		Ibitinga	
	Programado	Realizado	Programado	Realizado	Programado	Realizado	Programado	Realizado
01/06/19	33,5	33,9	55,5	56,1	87,0	88,2	0,0	0,0
02/06/19	27,0	27,3	48,0	48,2	81,0	81,8	0,0	0,0
03/06/19	55,0	54,6	69,0	68,6	97,0	96,4	2,2	4,4
04/06/19	55,0	54,0	68,0	66,8	100,0	99,1	2,1	2,1
05/06/19	53,0	52,5	69,0	68,4	102,0	101,8	1,5	1,5
06/06/19	60,0	59,6	69,0	70,3	104,0	103,2	1,0	0,8
07/06/19	56,0	55,4	70,0	68,7	102,0	100,8	1,5	1,5
08/06/19	51,0	50,5	60,0	59,0	85,0	83,2	0,0	0,0
09/06/19	54,0	53,5	47,0	46,4	81,0	80,0	0,0	0,0
10/06/19	76,0	74,6	60,0	59,5	103,0	101,4	2,0	2,0
11/06/19	78,0	78,0	63,0	64,5	104,0	102,9	1,8	1,8
12/06/19	71,0	69,8	69,0	68,3	103,0	101,9	1,5	1,5
13/06/19	70,0	70,3	63,0	62,9	104,0	102,7	2,4	2,3
14/06/19	63,0	62,2	62,0	61,0	103,0	101,7	1,7	3,3
15/06/19	63,0	62,1	54,0	53,2	88,0	87,2	0,0	0,0
16/06/19	55,0	54,4	46,0	45,5	84,0	82,8	0,0	0,0
17/06/19	70,0	68,9	68,0	67,3	103,0	101,6	24,0	23,8
18/06/19	82,0	81,3	71,0	69,8	104,0	103,9	39,0	38,3
19/06/19	91,0	90,1	57,0	56,6	88,0	87,2	41,0	41,0
20/06/19	79,0	78,7	42,0	41,6	79,0	78,0	40,0	39,9
21/06/19	71,0	70,1	68,0	67,4	104,0	102,3	44,0	43,3
22/06/19	47,0	46,3	54,0	53,6	92,0	90,8	42,0	41,2
23/06/19	35,0	34,7	46,0	46,0	85,0	84,4	11,0	10,6
24/06/19	70,0	69,9	64,0	63,2	105,0	104,3	28,0	27,8
25/06/19	52,0	51,8	67,0	67,2	113,0	112,7	49,0	48,8
26/06/19	55,0	55,1	73,0	73,3	104,0	104,4	50,0	50,2
27/06/19	60,0	60,0	71,0	71,5	109,0	109,2	49,0	48,6
28/06/19	58,0	57,1	69,0	65,7	110,0	111,2	49,0	51,1
29/06/19	34,4	41,2	59,6	63,3	81,4	90,0	26,9	45,0
30/06/19	21,1	26,5	41,9	53,7	73,8	83,7	0,1	48,1
<b>Total</b>	<b>1.746,0</b>	<b>1.744,8</b>	<b>1.824,0</b>	<b>1.827,3</b>	<b>2.879,3</b>	<b>2.878,6</b>	<b>510,7</b>	<b>578,8</b>
Volumes Entregues, em atendimento à Portaria ANP Nº 1/2003 – “I. Instalações de Transporte e Serviços Prestados - h) Quantidades programadas e realizadas de gás nos pontos de recepção e entrega”. Propriedade da Transportadora Brasileira Gasoduto Bolívia-Brasil S.A.								

junho/19			Volumes Entregues					
(Mm³)	Entrega							
	Boa Esperança do Sul		São Carlos		Rio Claro		Limeira	
	Programado	Realizado	Programado	Realizado	Programado	Realizado	Programado	Realizado
01/06/19	178,0	179,9	265,0	267,2	1.210,0	1.208,5	1.100,0	1.104,7
02/06/19	76,5	77,2	246,0	248,0	1.130,0	1.140,1	1.050,0	1.058,5
03/06/19	162,0	160,9	275,0	273,4	1.160,0	1.159,3	1.097,0	1.089,5
04/06/19	202,0	199,3	278,0	274,3	1.210,0	1.190,1	1.140,0	1.121,8
05/06/19	230,0	233,3	273,0	264,4	1.200,0	1.167,5	1.120,0	1.097,9
06/06/19	241,0	242,8	273,0	271,2	1.208,0	1.212,6	1.135,0	1.129,9
07/06/19	239,0	235,4	293,0	289,2	1.250,0	1.231,8	1.150,0	1.132,4
08/06/19	213,0	209,2	275,0	270,1	1.250,0	1.229,2	1.120,0	1.101,7
09/06/19	103,0	101,2	244,0	239,8	1.150,0	1.131,4	1.060,0	1.046,1
10/06/19	177,0	174,9	287,0	282,3	1.226,0	1.207,9	1.150,0	1.131,8
11/06/19	257,0	253,3	285,0	281,7	1.242,0	1.221,3	1.159,0	1.129,6
12/06/19	260,0	256,7	276,0	272,1	1.267,0	1.247,6	1.175,0	1.158,0
13/06/19	264,0	263,2	275,0	269,9	1.245,0	1.231,6	1.140,0	1.129,0
14/06/19	265,0	262,1	272,0	268,8	1.263,0	1.255,6	1.164,0	1.167,4
15/06/19	218,0	215,3	261,0	257,2	1.250,0	1.225,2	1.120,0	1.115,2
16/06/19	197,0	194,1	231,0	227,7	1.150,0	1.125,5	1.060,0	1.034,2
17/06/19	204,0	201,6	274,0	271,1	1.207,0	1.194,2	1.130,0	1.117,9
18/06/19	253,0	250,5	280,0	281,7	1.247,0	1.257,0	1.165,0	1.176,4
19/06/19	235,0	233,2	277,0	275,0	1.285,0	1.275,3	1.135,0	1.124,4
20/06/19	235,0	232,6	250,0	248,7	1.215,0	1.205,2	1.085,0	1.075,4
21/06/19	252,0	249,0	277,0	272,8	1.233,0	1.216,3	1.130,0	1.114,9
22/06/19	240,0	238,7	264,0	262,1	1.220,0	1.211,5	1.120,0	1.111,7
23/06/19	153,0	151,7	248,0	245,9	1.135,0	1.127,4	1.037,0	1.030,5
24/06/19	226,0	224,3	274,0	271,9	1.190,0	1.183,0	1.095,0	1.085,3
25/06/19	282,0	281,3	278,0	277,7	1.235,0	1.230,8	1.140,0	1.137,7
26/06/19	284,0	284,0	283,0	282,7	1.240,0	1.240,4	1.140,0	1.142,4
27/06/19	282,0	281,0	288,0	287,7	1.235,0	1.239,6	1.127,0	1.126,7
28/06/19	285,0	285,7	287,0	290,8	1.230,0	1.207,1	1.115,0	1.080,3
29/06/19	196,0	242,1	278,5	281,2	1.220,0	1.171,3	1.110,0	1.022,1
30/06/19	100,6	164,7	249,1	262,1	1.150,0	1.144,0	1.060,0	1.010,9
<b>Total</b>	<b>6.510,1</b>	<b>6.579,1</b>	<b>8.116,6</b>	<b>8.068,8</b>	<b>36.453,0</b>	<b>36.088,3</b>	<b>33.529,0</b>	<b>33.104,3</b>
<p>Volumes Entregues, em atendimento à Portaria ANP Nº 1/2003 – “I. Instalações de Transporte e Serviços Prestados - h) Quantidades programadas e realizadas de gás nos pontos de recepção e entrega”. Propriedade da Transportadora Brasileira Gasoduto Bolívia-Brasil S.A.</p>								


junho/19





## Volumes Entregues

(Mm³)	Entrega							
	Americana		Jaguariúna		Itatiba		Guararema	
	Programado	Realizado	Programado	Realizado	Programado	Realizado	Programado	Realizado
01/06/19	321,0	332,7	1.200,0	1.180,8	540,0	538,5	530,0	548,8
02/06/19	321,0	324,0	1.030,0	1.034,6	495,0	496,2	490,0	547,1
03/06/19	377,0	374,6	1.180,0	1.187,4	628,0	632,7	537,0	540,1
04/06/19	375,0	370,5	1.150,0	1.157,8	650,0	653,7	703,0	708,0
05/06/19	400,0	394,5	1.175,0	1.184,2	650,0	662,4	644,0	648,7
06/06/19	400,0	376,5	1.188,0	1.227,2	659,0	659,5	660,0	773,7
07/06/19	395,0	388,1	1.197,0	1.204,2	627,0	631,1	690,0	693,0
08/06/19	350,0	346,8	1.140,0	1.131,4	520,0	517,7	610,0	605,2
09/06/19	334,0	329,2	1.110,0	1.095,4	488,0	480,2	503,0	495,5
10/06/19	373,0	367,4	1.190,0	1.173,1	645,0	635,3	520,0	511,3
11/06/19	336,0	331,0	1.180,0	1.171,9	653,0	627,3	554,0	560,9
12/06/19	338,0	333,0	1.265,0	1.248,3	645,0	638,1	660,0	650,5
13/06/19	341,0	338,2	1.245,0	1.221,0	640,0	629,5	645,0	634,4
14/06/19	352,0	348,5	1.290,0	1.271,0	609,0	600,1	640,0	632,3
15/06/19	322,0	317,3	1.300,0	1.281,6	522,0	514,8	575,0	567,4
16/06/19	300,0	294,3	1.280,0	1.260,3	490,0	486,9	588,0	579,8
17/06/19	410,0	405,5	1.350,0	1.348,8	640,0	640,9	670,0	666,7
18/06/19	415,0	402,7	1.360,0	1.358,6	650,0	655,2	660,0	653,7
19/06/19	395,0	391,9	1.320,0	1.300,4	645,0	635,9	562,0	553,7
20/06/19	310,0	308,1	1.290,0	1.269,0	570,0	561,2	538,0	530,1
21/06/19	317,0	312,1	1.275,0	1.259,9	561,0	554,4	550,0	543,8
22/06/19	300,0	298,5	1.198,0	1.184,6	495,0	486,7	495,0	490,5
23/06/19	305,0	303,7	1.184,0	1.173,5	480,0	475,6	490,0	485,5
24/06/19	343,0	340,7	1.260,0	1.248,0	607,0	601,3	577,0	571,3
25/06/19	328,0	327,4	1.280,0	1.271,4	623,0	617,2	547,0	542,0
26/06/19	328,0	328,9	1.240,0	1.218,5	637,0	627,7	485,0	477,3
27/06/19	296,0	295,7	1.260,0	1.245,3	615,0	609,6	506,0	501,0
28/06/19	275,0	249,6	1.260,0	1.256,0	650,0	580,5	545,0	645,6
29/06/19	270,0	283,4	1.200,0	1.207,3	495,0	493,8	495,0	754,9
30/06/19	260,0	271,3	1.110,0	1.173,3	488,0	461,0	503,0	650,1
<b>Total</b>	<b>10.187,0</b>	<b>10.086,4</b>	<b>36.707,0</b>	<b>36.544,8</b>	<b>17.617,0</b>	<b>17.405,2</b>	<b>17.172,0</b>	<b>17.763,0</b>

Volumes Entregues, em atendimento à Portaria ANP Nº 1/2003 – “I. Instalações de Transporte e Serviços Prestados - h) Quantidades programadas e realizadas de gás nos pontos de recepção e entrega”. Propriedade da Transportadora Brasileira Gasoduto Bolívia-Brasil S.A.

junho/19			Volumes Entregues							
(Mm³)	Entrega									
	Sumaré		Campinas		Indaiatuba		Itirapina		Itu	
	Programado	Realizado	Programado	Realizado	Programado	Realizado	Programado	Realizado	Programado	Realizado
01/06/19	250,0	259,0	64,0	65,8	72,0	74,5	0,0	0,0	495,0	508,4
02/06/19	205,0	210,9	71,0	73,4	73,0	75,1	0,0	0,0	486,0	499,9
03/06/19	444,0	455,6	93,0	95,8	100,0	102,3	0,0	0,0	533,0	547,2
04/06/19	472,0	483,6	96,0	98,4	99,0	101,5	0,0	0,0	550,0	562,0
05/06/19	475,0	485,6	93,0	95,1	90,0	81,7	0,5	0,5	559,0	579,4
06/06/19	468,0	477,9	92,0	93,0	80,0	81,7	0,0	0,0	564,0	585,2
07/06/19	433,0	443,5	84,5	86,6	100,0	102,8	0,2	0,2	567,0	581,5
08/06/19	220,0	226,9	62,0	63,2	72,0	74,6	0,1	0,1	490,0	502,1
09/06/19	210,0	215,7	57,0	58,9	71,0	72,4	0,1	0,1	495,0	507,8
10/06/19	474,0	486,6	73,0	75,1	82,0	84,3	0,2	0,2	523,0	536,5
11/06/19	472,0	467,0	84,5	86,7	82,0	86,4	0,0	0,0	513,0	533,8
12/06/19	465,0	475,9	79,0	80,6	99,5	101,9	0,0	0,0	508,0	520,9
13/06/19	445,0	458,9	66,0	68,3	80,0	82,5	0,0	0,0	489,0	495,7
14/06/19	404,0	415,6	61,0	62,9	91,0	93,3	0,0	0,0	485,0	500,8
15/06/19	220,0	231,2	52,0	53,3	77,0	78,9	0,0	0,0	454,0	467,3
16/06/19	210,0	219,5	52,0	53,5	40,0	41,5	0,1	0,1	452,0	464,0
17/06/19	462,0	473,3	64,0	65,2	88,0	90,4	0,0	0,0	510,0	522,0
18/06/19	473,0	485,9	65,0	65,3	89,0	93,0	0,0	0,0	518,0	532,6
19/06/19	435,0	447,3	60,0	61,8	90,0	91,8	0,0	0,0	507,0	522,3
20/06/19	282,0	290,0	52,5	54,1	54,0	55,8	0,0	0,0	488,0	503,4
21/06/19	310,0	318,8	57,0	58,3	50,0	51,7	0,0	0,0	493,0	507,4
22/06/19	170,0	174,6	46,0	47,0	36,0	37,1	0,0	0,0	460,0	475,8
23/06/19	186,0	191,9	46,0	47,4	45,0	46,4	0,0	0,0	448,0	462,9
24/06/19	409,0	421,5	60,0	61,6	80,0	82,7	0,0	0,0	490,0	503,5
25/06/19	430,0	442,0	62,0	64,0	95,0	97,8	0,0	0,0	518,0	533,7
26/06/19	430,0	438,0	64,0	65,5	103,0	105,4	0,0	0,0	532,0	547,1
27/06/19	414,0	425,9	61,0	62,6	95,0	95,7	0,0	0,0	512,0	526,2
28/06/19	403,0	389,9	59,0	61,1	80,0	87,1	0,0	0,0	510,0	542,9
29/06/19	170,0	234,4	46,0	64,9	70,0	55,4	0,0	0,0	450,0	504,7
30/06/19	210,0	189,0	57,0	52,1	40,0	35,1	0,0	0,0	460,0	500,1
<b>Total</b>	<b>10.651,0</b>	<b>10.935,7</b>	<b>1.979,5</b>	<b>2.041,3</b>	<b>2.323,5</b>	<b>2.360,7</b>	<b>1,2</b>	<b>1,2</b>	<b>15.059,0</b>	<b>15.577,0</b>
<p>Volumes Entregues, em atendimento à Portaria ANP Nº 1/2003 – “I. Instalações de Transporte e Serviços Prestados - h) Quantidades programadas e realizadas de gás nos pontos de recepção e entrega”. Propriedade da Transportadora Brasileira Gasoduto Bolívia-Brasil S.A.</p>										

junho/19			Volumes Entregues							
(Mm³)	Entrega									
	Porto Feliz		Araçoiaba da Serra		Itapetininga		GEMINI		REPAR	
	Programado	Realizado	Programado	Realizado	Programado	Realizado	Programado	Realizado	Programado	Realizado
01/06/19	418,0	429,4	146,0	150,6	0,5	0,5	0,0	0,0	1.300,0	1.290,4
02/06/19	395,0	405,7	145,0	148,8	0,1	0,1	0,1	0,2	1.300,0	1.334,5
03/06/19	500,0	514,0	158,0	162,6	4,5	4,6	1,4	1,4	1.380,0	1.417,6
04/06/19	540,0	555,7	164,0	168,0	4,2	6,9	342,0	350,2	1.360,0	1.390,7
05/06/19	555,0	584,2	165,0	169,0	7,6	7,8	430,0	440,2	1.250,0	1.279,9
06/06/19	565,0	559,2	163,0	163,5	4,0	4,4	438,0	450,6	1.250,0	1.281,3
07/06/19	530,0	543,1	162,0	165,9	6,8	6,9	440,0	450,9	1.220,0	1.246,6
08/06/19	408,0	419,1	152,0	156,1	0,5	0,5	440,0	450,3	1.220,0	1.249,5
09/06/19	469,0	481,4	145,0	148,2	0,0	0,0	440,0	450,3	1.215,0	1.245,8
10/06/19	617,0	633,2	162,0	166,7	1,4	2,8	440,0	452,1	1.250,0	1.285,2
11/06/19	610,0	642,2	163,0	167,8	1,4	2,8	442,0	453,2	1.200,0	1.209,8
12/06/19	580,0	594,4	163,0	167,0	1,1	3,0	341,0	349,3	1.200,0	1.253,0
13/06/19	530,0	533,3	164,0	166,5	2,9	4,9	0,0	0,1	1.300,0	1.346,1
14/06/19	530,0	548,5	163,0	164,4	2,8	4,7	0,1	0,1	1.350,0	1.412,4
15/06/19	470,0	484,2	146,0	150,1	0,7	1,6	0,1	0,1	1.350,0	1.352,6
16/06/19	457,0	469,6	143,0	147,2	0,3	0,8	0,0	0,0	1.350,0	1.359,6
17/06/19	568,0	582,5	162,0	166,0	1,6	3,5	0,1	0,1	1.350,0	1.386,3
18/06/19	583,0	610,1	162,0	163,8	2,5	4,3	0,0	0,1	1.400,0	1.418,8
19/06/19	568,0	584,7	161,0	164,4	3,4	5,4	0,1	0,1	1.215,0	1.251,0
20/06/19	510,0	525,7	158,0	163,0	2,9	5,1	1,1	1,1	1.190,0	1.226,5
21/06/19	540,0	555,3	160,0	164,1	2,8	3,8	388,0	399,7	1.120,0	1.150,8
22/06/19	470,0	491,2	150,0	154,9	1,8	3,3	450,0	464,3	1.100,0	1.134,0
23/06/19	436,0	450,2	143,0	148,2	1,2	2,1	450,0	464,3	1.100,0	1.137,8
24/06/19	503,0	518,2	162,0	166,9	6,4	9,6	450,0	460,4	1.170,0	1.207,4
25/06/19	504,0	518,8	162,0	167,8	5,1	8,1	443,0	456,1	1.150,0	1.177,4
26/06/19	500,0	513,5	162,0	166,3	3,3	5,0	441,0	453,7	1.180,0	1.216,1
27/06/19	390,0	400,8	162,0	166,6	4,2	7,2	445,0	460,2	1.150,0	1.177,2
28/06/19	410,0	483,2	163,0	167,3	4,0	6,2	445,0	457,2	1.100,0	1.154,8
29/06/19	390,0	370,4	145,0	161,1	3,0	2,1	445,0	318,0	1.100,0	1.198,2
30/06/19	400,0	340,2	140,0	153,2	1,9	0,4	0,0	0,0	1.100,0	1.203,6
<b>Total</b>	<b>14.946,0</b>	<b>15.341,9</b>	<b>4.696,0</b>	<b>4.836,0</b>	<b>82,9</b>	<b>118,8</b>	<b>7.713,0</b>	<b>7.784,2</b>	<b>36.920,0</b>	<b>37.994,6</b>
<p>Volumes Entregues, em atendimento à Portaria ANP Nº 1/2003 – "I. Instalações de Transporte e Serviços Prestados - h) Quantidades programadas e realizadas de gás nos pontos de recepção e entrega". Propriedade da Transportadora Brasileira Gasoduto Bolívia-Brasil S.A.</p>										

junho/19			<b>Volumes Entregues</b>			
(Mm <sup>3</sup> )	<b>Entrega</b>					
	<b>REPLAN</b>		<b>Canoas UTE</b>		<b>Gascar</b>	
	Programado	Realizado	Programado	Realizado	Programado	Realizado
01/06/19	2.450,0	2.461,2	0,0	0,0	0,0	0,0
02/06/19	2.450,0	2.501,9	0,0	0,0	0,0	0,0
03/06/19	2.450,0	2.903,2	0,0	0,0	0,0	0,0
04/06/19	2.450,0	3.125,8	0,0	0,0	0,0	0,0
05/06/19	2.450,0	2.896,7	0,0	0,0	0,0	0,0
06/06/19	2.450,0	2.836,9	0,0	0,0	0,0	0,0
07/06/19	2.450,0	2.529,1	0,0	0,0	0,0	0,0
08/06/19	2.450,0	2.121,1	0,0	0,0	0,0	0,0
09/06/19	2.450,0	2.026,5	0,0	0,0	0,0	0,0
10/06/19	2.450,0	2.109,2	0,0	0,0	0,0	0,0
11/06/19	2.450,0	2.062,9	0,0	0,0	0,0	0,0
12/06/19	2.450,0	2.252,9	0,0	0,0	0,0	0,0
13/06/19	2.450,0	2.210,0	0,0	0,0	0,0	0,0
14/06/19	2.450,0	2.174,3	0,0	0,0	0,0	0,0
15/06/19	2.450,0	2.164,7	0,0	0,0	0,0	0,0
16/06/19	2.450,0	2.198,0	0,0	0,0	0,0	0,0
17/06/19	2.450,0	2.088,9	0,0	0,0	0,0	0,0
18/06/19	2.450,0	2.025,0	0,0	0,0	0,0	0,0
19/06/19	2.450,0	2.010,7	0,0	0,0	0,0	0,0
20/06/19	2.450,0	2.026,1	0,0	0,0	0,0	0,0
21/06/19	2.450,0	2.033,6	0,0	0,0	0,0	0,0
22/06/19	2.450,0	2.104,6	0,0	0,0	0,0	0,0
23/06/19	2.450,0	2.132,3	0,0	0,0	0,0	0,0
24/06/19	2.175,0	2.155,5	0,0	0,0	0,0	0,0
25/06/19	2.140,0	2.119,1	0,0	0,0	0,0	0,0
26/06/19	2.000,0	1.987,1	0,0	0,0	0,0	0,0
27/06/19	2.080,0	2.061,7	0,0	0,0	0,0	0,0
28/06/19	2.050,0	1.995,4	0,0	0,0	0,0	0,0
29/06/19	2.050,0	1.921,2	0,0	0,0	0,0	0,0
30/06/19	2.050,0	1.962,9	0,0	0,0	0,0	0,0
<b>Total</b>	<b>70.895,0</b>	<b>67.198,4</b>	<b>0,0</b>	<b>0,0</b>	<b>0,0</b>	<b>0,0</b>
	Volumes Entregues, em atendimento à Portaria ANP Nº 1/2003 – “I. Instalações de Transporte e Serviços Prestados - h) Quantidades programadas e realizadas de gás nos pontos de recepção e entrega”. Propriedade da Transportadora Brasileira Gasoduto Bolívia-Brasil S.A.					

junho/19




## Volumes Entregues


(Mm³)	Entrega							
	Jacutinga		Guararema		Campo Largo		Araucária CIC	
	Programado	Realizado	Programado	Realizado	Programado	Realizado	Programado	Realizado
01/06/19	350,0	361,2	2.000,0	2.047,7	156,0	160,5	955,0	981,8
02/06/19	350,0	361,5	2.000,0	1.941,9	150,0	154,1	943,0	969,5
03/06/19	350,0	354,0	2.600,0	2.624,5	198,0	203,3	1.116,0	1.146,0
04/06/19	350,0	352,0	3.600,0	3.622,8	205,0	210,3	1.150,0	1.180,8
05/06/19	340,0	352,7	4.300,0	4.278,3	202,0	206,6	1.220,0	1.246,6
06/06/19	350,0	344,4	4.000,0	4.017,2	196,0	206,1	1.205,0	1.236,5
07/06/19	350,0	351,2	5.300,0	5.328,2	195,0	200,9	1.280,0	1.311,8
08/06/19	350,0	347,6	3.100,0	3.065,1	170,0	173,7	1.170,0	1.202,1
09/06/19	350,0	343,3	2.580,0	2.543,9	150,0	153,8	1.150,0	1.181,4
10/06/19	350,0	345,9	3.130,0	3.078,9	195,0	199,5	1.316,0	1.351,3
11/06/19	350,0	344,7	4.600,0	4.511,3	179,0	183,3	1.290,0	1.322,8
12/06/19	350,0	345,3	4.500,0	4.407,9	163,0	166,5	1.335,0	1.367,9
13/06/19	340,0	333,4	5.000,0	4.944,2	210,0	215,0	1.295,0	1.328,7
14/06/19	330,0	328,5	6.200,0	6.101,2	198,0	203,2	1.210,0	1.243,8
15/06/19	330,0	336,7	6.200,0	6.124,0	180,0	186,3	1.170,0	1.199,3
16/06/19	330,0	325,1	5.460,0	5.385,1	162,0	166,6	1.150,0	1.172,6
17/06/19	330,0	325,0	6.640,0	6.763,9	203,0	208,4	1.276,0	1.307,6
18/06/19	325,0	315,3	6.630,0	6.802,3	200,0	203,6	1.270,0	1.307,2
19/06/19	325,0	318,2	3.500,0	3.448,6	200,0	204,9	1.280,0	1.314,0
20/06/19	325,0	320,1	1.870,0	1.839,5	163,0	167,7	1.137,0	1.170,4
21/06/19	395,0	389,6	2.000,0	2.005,9	181,0	186,2	1.150,0	1.182,4
22/06/19	326,0	322,9	2.250,0	2.224,9	164,0	169,4	1.095,0	1.127,2
23/06/19	330,0	326,6	1.860,0	1.843,3	156,0	161,3	1.105,0	1.138,5
24/06/19	350,0	344,1	3.140,0	3.110,4	197,0	202,5	1.280,0	1.320,2
25/06/19	350,0	346,7	4.600,0	4.565,3	200,0	205,0	1.275,0	1.317,6
26/06/19	350,0	344,7	4.000,0	3.882,8	186,0	191,3	1.150,0	1.366,3
27/06/19	350,0	346,8	5.300,0	5.227,5	184,0	188,5	1.300,0	1.341,4
28/06/19	350,0	347,8	4.500,0	4.101,4	181,0	185,3	1.280,0	1.284,4
29/06/19	350,0	349,4	3.000,0	2.550,6	164,0	164,7	1.150,0	1.174,6
30/06/19	350,0	349,9	2.000,0	2.302,0	156,0	153,5	1.130,0	1.068,2
<b>Total</b>	<b>10.326,0</b>	<b>10.274,8</b>	<b>115.860,0</b>	<b>114.690,5</b>	<b>5.444,0</b>	<b>5.582,1</b>	<b>35.833,0</b>	<b>36.862,7</b>


Volumes Entregues, em atendimento à Portaria ANP Nº 1/2003 – “I. Instalações de Transporte e Serviços Prestados - h) Quantidades programadas e realizadas de gás nos pontos de recepção e entrega”. Propriedade da Transportadora Brasileira Gasoduto Bolívia-Brasil S.A.



junho/19			Volumes Entregues					
(Mm³)	Entrega							
	Araucária UTE		Joinville		Guaramirim		Gaspar	
	Programado	Realizado	Programado	Realizado	Programado	Realizado	Programado	Realizado
01/06/19	0,0	0,0	48,0	49,5	301,0	309,5	105,0	108,7
02/06/19	0,0	0,0	71,0	63,1	360,0	372,9	93,0	95,5
03/06/19	0,0	0,0	130,0	133,6	520,0	535,1	213,0	218,4
04/06/19	0,0	0,0	136,0	139,5	515,0	527,3	215,0	220,7
05/06/19	0,0	0,0	132,0	135,0	504,0	497,9	221,0	229,0
06/06/19	0,0	0,0	131,0	132,0	492,0	511,2	222,0	231,7
07/06/19	0,0	0,0	116,0	118,8	483,0	495,1	225,0	232,1
08/06/19	0,0	0,0	54,0	55,0	360,0	369,2	105,0	106,0
09/06/19	0,0	0,0	68,0	70,2	384,0	394,6	100,0	102,1
10/06/19	0,0	0,0	118,0	121,3	466,0	478,5	220,0	226,5
11/06/19	0,0	0,0	134,0	137,4	497,0	509,6	222,0	228,3
12/06/19	0,0	0,0	135,0	138,5	470,0	483,0	220,0	224,9
13/06/19	0,0	0,0	133,0	136,0	465,0	487,8	216,0	227,5
14/06/19	0,0	0,0	120,0	123,5	464,0	476,6	229,0	235,5
15/06/19	0,0	0,0	53,0	55,0	340,0	349,9	113,0	116,2
16/06/19	0,0	0,0	67,0	68,6	355,0	364,9	101,0	103,5
17/06/19	0,0	0,0	119,0	122,3	455,0	466,7	212,0	217,7
18/06/19	0,0	0,0	124,0	131,5	460,0	492,1	208,0	215,1
19/06/19	0,0	0,0	120,0	123,5	460,0	472,0	218,0	225,1
20/06/19	0,0	0,0	93,0	95,2	389,0	400,1	144,0	148,1
21/06/19	0,0	0,0	97,0	100,1	382,0	393,3	123,0	126,8
22/06/19	0,0	0,0	43,0	44,5	330,0	340,5	77,0	79,6
23/06/19	0,0	0,0	68,0	70,6	372,0	384,0	91,0	93,7
24/06/19	0,0	0,0	119,0	120,4	455,0	468,4	212,0	220,2
25/06/19	0,0	0,0	117,0	118,5	442,0	461,0	213,0	212,1
26/06/19	0,0	0,0	140,0	143,9	494,0	507,3	223,0	228,7
27/06/19	0,0	0,0	144,0	148,4	492,0	505,6	218,0	223,8
28/06/19	0,0	0,0	139,0	130,9	477,0	477,4	215,0	214,6
29/06/19	0,0	0,0	109,8	58,5	498,9	345,1	179,6	103,3
30/06/19	0,0	0,0	109,8	80,1	498,9	360,8	179,6	102,3
<b>Total</b>	<b>0,0</b>	<b>0,0</b>	<b>3.188,5</b>	<b>3.165,4</b>	<b>13.181,9</b>	<b>13.237,6</b>	<b>5.333,2</b>	<b>5.317,9</b>

Volumes Entregues, em atendimento à Portaria ANP Nº 1/2003 – “I. Instalações de Transporte e Serviços Prestados - h) Quantidades programadas e realizadas de gás nos pontos de recepção e entrega”. Propriedade da Transportadora Brasileira Gasoduto Bolívia-Brasil S.A.

junho/19			Volumes Entregues					
(Mm³)	Entrega							
	Brusque		Tijucas		São Pedro de Alcântara		Tubarão	
	Programado	Realizado	Programado	Realizado	Programado	Realizado	Programado	Realizado
01/06/19	11,2	11,8	280,0	298,0	105,0	111,1	130,0	134,9
02/06/19	7,8	8,0	288,0	296,1	78,0	80,3	122,0	126,0
03/06/19	24,4	25,0	314,0	322,5	118,0	120,8	142,0	145,6
04/06/19	22,5	23,1	306,0	313,6	116,0	118,8	138,0	142,7
05/06/19	23,0	22,7	315,0	314,0	116,0	122,2	139,0	140,5
06/06/19	23,0	24,5	310,0	310,4	124,0	127,0	136,0	137,5
07/06/19	22,0	22,1	300,0	307,0	137,0	140,4	143,0	146,3
08/06/19	9,6	9,8	280,0	287,2	112,0	114,8	133,0	136,8
09/06/19	9,4	9,6	274,0	281,3	90,0	92,4	122,0	126,4
10/06/19	22,1	22,7	316,0	324,6	122,0	125,4	142,0	145,9
11/06/19	22,8	23,4	287,0	294,5	120,0	123,1	142,0	146,1
12/06/19	24,3	24,9	310,0	314,7	123,0	127,9	135,0	138,5
13/06/19	22,3	22,9	306,0	314,7	127,0	131,0	139,0	147,0
14/06/19	20,0	20,6	287,0	294,6	135,0	138,5	146,0	150,1
15/06/19	11,5	11,8	290,0	299,0	110,0	112,9	138,0	142,0
16/06/19	9,3	9,5	274,0	281,8	86,0	88,2	130,0	133,6
17/06/19	24,0	24,7	307,0	314,4	118,0	120,6	145,0	148,5
18/06/19	27,0	27,9	264,0	271,0	114,0	115,8	146,0	150,1
19/06/19	23,0	23,4	290,0	298,7	129,0	132,6	154,0	158,2
20/06/19	13,2	13,6	300,0	310,7	97,0	100,1	140,0	144,6
21/06/19	14,7	15,1	282,0	290,5	116,0	119,7	146,0	150,6
22/06/19	9,3	9,6	280,0	291,9	100,0	102,9	140,0	145,0
23/06/19	8,7	9,0	270,0	278,3	83,3	85,9	137,0	141,7
24/06/19	21,8	22,5	307,0	319,5	118,0	120,1	140,0	143,9
25/06/19	23,0	23,7	289,0	297,6	114,0	117,3	147,0	153,2
26/06/19	27,1	27,9	314,0	322,8	120,0	124,0	156,0	160,5
27/06/19	24,7	25,4	306,0	314,8	114,0	117,4	150,0	155,0
28/06/19	23,0	22,1	299,0	299,5	115,0	125,7	150,0	153,5
29/06/19	20,0	11,5	299,4	260,1	99,8	107,9	129,7	140,5
30/06/19	20,0	8,1	299,4	268,3	99,8	81,3	129,7	136,0
<b>Total</b>	<b>564,6</b>	<b>556,9</b>	<b>8.843,7</b>	<b>8.992,1</b>	<b>3.356,9</b>	<b>3.446,2</b>	<b>4.187,4</b>	<b>4.321,2</b>
Volumes Entregues, em atendimento à Portaria ANP Nº 1/2003 – “I. Instalações de Transporte e Serviços Prestados - h) Quantidades programadas e realizadas de gás nos pontos de recepção e entrega”. Propriedade da Transportadora Brasileira Gasoduto Bolívia-Brasil S.A.								

junho/19			Volumes Entregues					
(Mm³)	Entrega							
	Urussanga		Nova Veneza		V. do Cedro		Igrejinha	
	Programado	Realizado	Programado	Realizado	Programado	Realizado	Programado	Realizado
01/06/19	285,0	293,4	315,0	323,8	72,0	74,0	4,2	4,3
02/06/19	275,0	283,1	315,0	328,8	57,0	58,7	5,3	5,4
03/06/19	310,0	319,1	381,0	391,4	195,0	200,1	14,2	14,6
04/06/19	305,0	313,4	357,0	365,9	195,0	199,8	15,0	15,2
05/06/19	302,0	310,5	361,0	369,1	200,0	205,5	16,0	16,0
06/06/19	305,0	311,7	362,0	365,7	200,0	196,5	15,3	15,8
07/06/19	300,0	306,9	355,0	364,0	171,0	175,2	8,7	8,9
08/06/19	298,0	306,4	328,0	336,9	75,0	76,5	3,4	3,5
09/06/19	279,0	286,7	317,0	325,6	57,0	60,1	6,5	6,7
10/06/19	295,0	302,6	355,0	365,2	191,0	196,0	16,5	16,9
11/06/19	280,0	288,0	352,0	361,2	193,0	198,1	16,8	17,3
12/06/19	290,0	296,6	355,0	348,4	198,0	202,5	18,7	19,1
13/06/19	291,0	307,5	346,0	355,0	187,0	191,6	18,4	18,9
14/06/19	299,0	307,2	343,0	352,7	155,0	159,4	15,0	15,4
15/06/19	286,0	294,5	322,0	331,6	64,0	66,0	8,6	8,8
16/06/19	290,0	298,0	325,0	334,0	65,0	66,7	5,2	5,4
17/06/19	310,0	317,1	358,0	367,3	190,0	196,1	17,2	17,6
18/06/19	304,0	312,2	348,0	358,1	192,0	200,1	17,0	17,7
19/06/19	300,0	308,9	355,0	362,6	192,0	198,1	18,0	18,8
20/06/19	308,0	317,0	325,0	336,5	96,0	98,4	18,0	18,6
21/06/19	305,0	314,5	338,0	348,5	85,0	86,9	11,2	11,5
22/06/19	280,0	289,3	312,0	322,0	48,0	49,5	3,0	3,1
23/06/19	275,0	284,0	317,0	326,5	61,0	63,1	7,3	7,5
24/06/19	300,0	308,8	348,0	358,4	190,0	197,1	18,1	18,6
25/06/19	286,0	294,4	348,0	358,3	199,0	205,6	17,0	17,0
26/06/19	308,0	317,0	350,0	360,0	210,0	216,6	17,0	18,0
27/06/19	306,0	314,8	347,0	356,6	195,0	200,1	17,6	18,1
28/06/19	303,0	301,3	349,0	350,8	191,0	183,5	20,0	21,2
29/06/19	419,1	292,8	239,5	319,8	75,0	63,0	11,0	14,2
30/06/19	419,1	290,0	239,5	322,4	57,0	65,6	9,0	7,0
<b>Total</b>	<b>9.113,2</b>	<b>9.087,6</b>	<b>10.063,0</b>	<b>10.467,0</b>	<b>4.256,0</b>	<b>4.350,4</b>	<b>389,2</b>	<b>401,2</b>
	Volumes Entregues, em atendimento à Portaria ANP Nº 1/2003 – “I. Instalações de Transporte e Serviços Prestados - h) Quantidades programadas e realizadas de gás nos pontos de recepção e entrega”. Propriedade da Transportadora Brasileira Gasoduto Bolívia-Brasil S.A.							

(Mm³)	Araricá		Cachoeirinha		Canoas		Refap		Total	Total
	Programado	Realizado	Programado	Realizado	Programado	Realizado	Programado	Realizado	Programado	Realizado
	01/06/19	200,0	198,9	318,0	325,1	920,0	944,3	640,0	657,3	18.486,4
02/06/19	184,0	189,0	320,0	327,6	840,0	867,6	600,0	617,3	17.701,8	18.007,7
03/06/19	197,0	202,2	370,0	379,8	910,0	935,9	500,0	507,3	20.509,9	21.226,2
04/06/19	199,0	204,2	380,0	389,3	960,0	985,3	500,0	512,6	22.318,7	23.209,8
05/06/19	203,0	205,5	380,0	387,8	1.020,0	1.080,6	440,0	449,7	22.966,9	23.599,4
06/06/19	205,0	206,5	275,0	282,9	1.085,0	1.115,1	480,0	491,0	22.780,7	23.478,9
07/06/19	200,0	204,1	310,0	317,5	1.000,0	1.034,2	430,0	441,6	23.908,0	24.207,4
08/06/19	190,0	195,0	325,0	334,3	845,0	867,6	530,0	543,9	20.129,1	19.894,6
09/06/19	184,0	187,0	329,0	337,6	635,0	649,1	613,0	629,2	18.963,9	18.618,3
10/06/19	208,0	213,2	375,0	385,7	730,0	746,7	680,0	697,1	21.533,6	21.295,8
11/06/19	215,0	221,4	370,0	314,2	750,0	771,6	700,0	701,1	23.008,8	22.587,5
12/06/19	218,0	223,7	370,0	377,4	805,0	824,0	680,0	692,3	23.172,3	23.018,3
13/06/19	216,0	222,2	370,0	379,0	740,0	762,5	680,0	695,2	23.077,4	22.951,2
14/06/19	217,0	223,3	358,0	368,6	800,0	822,0	650,0	656,8	24.229,0	24.060,6
15/06/19	207,0	213,7	328,0	337,8	730,0	753,7	660,0	666,5	22.969,4	22.716,5
16/06/19	199,0	204,0	308,0	316,1	350,0	362,0	816,0	824,5	21.581,0	21.306,5
17/06/19	216,0	221,6	358,0	366,9	500,0	513,7	750,0	760,7	24.775,0	24.703,2
18/06/19	214,0	219,4	359,0	366,2	438,0	450,2	650,0	665,3	25.051,7	25.035,5
19/06/19	215,0	221,0	370,0	382,0	444,0	457,0	760,0	785,3	21.857,6	21.532,7
20/06/19	205,0	211,1	300,0	307,8	590,0	611,0	700,0	728,6	18.879,8	18.597,0
21/06/19	209,0	216,0	311,0	321,7	740,0	764,6	590,0	609,0	19.582,8	19.328,1
22/06/19	200,0	206,8	285,0	294,4	810,0	835,1	600,0	618,6	18.802,2	18.625,4
23/06/19	197,0	203,1	300,0	309,1	750,0	771,5	600,0	623,5	17.889,7	17.758,4
24/06/19	206,0	216,3	350,0	356,6	810,0	836,8	600,0	596,6	20.938,2	21.094,1
25/06/19	210,0	216,5	346,0	361,4	800,0	825,6	680,0	699,8	22.574,6	22.760,8
26/06/19	212,0	218,3	380,0	390,5	850,0	875,9	700,0	721,6	21.934,7	22.214,6
27/06/19	207,0	213,1	374,0	384,6	850,0	872,3	660,0	675,4	23.165,0	23.305,2
28/06/19	210,0	214,5	364,0	296,6	870,0	935,3	650,0	631,2	22.235,3	21.883,6
29/06/19	205,0	200,6	330,0	296,7	810,0	801,0	650,0	581,8	19.461,8	18.724,5
30/06/19	200,0	195,6	310,0	304,9	750,0	771,0	650,0	687,0	17.501,2	17.681,4
<b>Total</b>	<b>6.148,0</b>	<b>6.287,8</b>	<b>10.223,0</b>	<b>10.300,4</b>	<b>23.132,0</b>	<b>23.843,3</b>	<b>18.839,0</b>	<b>19.167,9</b>	<b>641.986,6</b>	<b>642.176,5</b>

Volumes Entregues, em atendimento à Portaria ANP Nº 1/2003 – "I. Instalações de Transporte e Serviços Prestados - h) Quantidades programadas e realizadas de gás nos pontos de recepção e entrega". Propriedade da Transportadora Brasileira Gasoduto Bolívia-Brasil S.A.