




dezembro/18			<b>Volumes Entregues</b>					
(Mm³)	Entrega							
	Corumbá		Campo Grande		Três Lagoas / UTE		Valparaíso	
	Programado	Realizado	Programado	Realizado	Programado	Realizado	Programado	Realizado
01/12/18	0,0	0,0	19,2	38,4	360,0	356,3	24,0	5,3
02/12/18	0,0	0,0	39,0	18,8	362,0	352,9	5,4	23,5
03/12/18	0,0	0,0	62,0	61,0	390,0	386,2	36,0	35,6
04/12/18	0,0	0,0	38,0	37,3	395,0	388,1	36,0	35,0
05/12/18	0,0	0,0	31,0	30,1	513,0	506,2	36,0	35,9
06/12/18	0,0	0,0	29,4	29,1	491,5	505,5	30,0	30,0
07/12/18	0,0	0,0	35,0	34,5	483,0	478,3	3,2	3,2
08/12/18	0,0	0,0	21,5	20,8	506,0	503,3	17,0	16,9
09/12/18	0,0	0,0	13,5	13,4	483,0	480,1	38,0	37,6
10/12/18	0,0	0,0	30,0	29,6	501,0	492,9	40,0	39,6
11/12/18	0,0	0,0	30,0	28,2	460,0	466,9	37,0	36,7
12/12/18	0,0	0,0	30,0	30,6	490,0	468,4	38,0	36,5
13/12/18	0,0	0,0	31,0	31,5	570,0	595,0	34,0	36,5
14/12/18	0,0	0,0	36,8	36,2	448,0	446,6	40,0	39,7
15/12/18	0,0	0,0	35,0	34,8	460,0	460,0	39,0	39,0
16/12/18	0,0	0,0	58,0	28,6	428,0	428,5	41,0	40,7
17/12/18	0,0	0,0	51,0	51,4	483,0	484,5	38,0	37,9
18/12/18	0,0	0,0	62,0	62,4	482,0	487,8	38,0	37,9
19/12/18	0,0	0,0	76,0	76,3	570,0	569,7	38,0	38,3
20/12/18	0,0	0,0	60,0	59,2	475,0	468,5	35,0	34,5
21/12/18	0,0	0,0	57,6	56,6	465,0	457,2	32,0	31,4
22/12/18	0,0	0,0	54,5	53,8	480,0	476,7	20,0	19,6
23/12/18	0,0	0,0	46,0	45,4	580,0	576,2	6,6	6,5
24/12/18	0,0	0,0	43,0	42,5	465,0	462,5	5,8	5,7
25/12/18	0,0	0,0	33,0	32,9	475,0	469,9	5,5	5,5
26/12/18	0,0	0,0	46,0	47,2	468,0	462,6	5,0	4,9
27/12/18	0,0	0,0	43,0	42,7	450,0	445,3	4,0	4,0
28/12/18	0,0	0,0	39,0	45,7	470,0	621,6	5,0	0,4
29/12/18	0,0	0,0	37,0	50,8	474,0	587,6	4,0	0,3
30/12/18	0,0	0,0	35,0	67,5	470,0	427,5	4,0	0,5
31/12/18	0,0	0,0	30,0	50,6	465,0	467,8	0,4	0,0
<b>Total</b>	<b>0,0</b>	<b>0,0</b>	<b>1.222,4</b>	<b>1.237,3</b>	<b>14.147,5</b>	<b>14.312,8</b>	<b>735,5</b>	<b>718,9</b>
Volumes Entregues, em atendimento à Portaria ANP Nº 1/2003 – “I. Instalações de Transporte e Serviços Prestados - h) Quantidades programadas e realizadas de gás nos pontos de recepção e entrega”. Propriedade da Transportadora Brasileira Gasoduto Bolívia-Brasil S.A.								

dezembro/18			<b>Volumes Entregues</b>					
(Mm³)	Entrega							
	Bilac		Guaçara		Iacanga		Ibitinga	
	Programado	Realizado	Programado	Realizado	Programado	Realizado	Programado	Realizado
01/12/18	24,0	35,0	53,0	54,5	75,0	74,1	0,0	31,8
02/12/18	36,0	23,8	55,0	51,9	75,0	73,6	32,0	0,0
03/12/18	42,0	41,4	77,0	76,2	93,0	91,7	36,0	35,7
04/12/18	50,0	49,8	78,0	74,7	93,0	92,0	42,0	41,2
05/12/18	58,0	57,0	73,0	71,9	92,0	91,0	64,0	63,6
06/12/18	55,0	55,5	69,0	68,0	93,0	93,3	65,0	64,2
07/12/18	61,0	60,5	53,0	53,0	93,0	92,2	60,0	59,4
08/12/18	51,0	50,5	42,0	42,2	79,0	78,2	59,0	58,6
09/12/18	32,0	32,1	51,0	50,5	73,0	72,4	35,0	35,0
10/12/18	44,0	43,3	73,0	72,2	90,0	89,0	35,0	34,8
11/12/18	52,0	50,8	72,0	71,8	83,0	82,0	60,0	56,8
12/12/18	44,5	43,8	69,0	67,9	84,0	82,8	57,0	58,2
13/12/18	41,0	37,0	67,0	69,4	85,0	85,5	55,0	58,1
14/12/18	29,0	29,0	72,0	71,5	82,0	81,7	55,0	55,1
15/12/18	337,0	36,5	56,0	55,8	53,0	52,9	58,0	58,4
16/12/18	26,0	25,6	49,0	49,1	66,0	65,8	38,0	38,3
17/12/18	35,0	35,2	67,0	67,5	87,0	87,2	33,0	33,4
18/12/18	44,0	44,4	66,0	64,9	88,0	90,0	54,0	53,9
19/12/18	38,0	38,0	68,0	67,4	89,0	89,9	53,0	55,1
20/12/18	34,0	34,0	43,0	42,6	83,0	81,9	58,0	57,3
21/12/18	30,0	29,6	36,0	35,9	72,0	69,4	58,0	56,3
22/12/18	28,0	27,7	28,0	28,1	74,0	74,0	39,0	38,5
23/12/18	25,0	24,5	22,0	22,3	65,0	64,6	0,0	0,0
24/12/18	12,4	12,3	6,0	6,0	65,0	64,3	0,0	0,0
25/12/18	26,0	25,7	5,0	4,9	52,0	52,0	0,0	0,0
26/12/18	38,0	37,4	27,0	27,0	40,0	39,4	15,6	15,4
27/12/18	40,0	40,0	30,0	29,3	67,0	66,6	33,0	32,8
28/12/18	41,0	44,7	30,0	30,4	65,0	76,2	33,0	53,7
29/12/18	28,0	45,1	28,0	21,8	60,0	74,5	13,0	9,0
30/12/18	25,0	28,1	22,0	8,9	52,0	66,7	0,0	0,0
31/12/18	12,4	13,6	6,0	1,0	40,0	54,3	0,0	0,0
<b>Total</b>	<b>1.426,9</b>	<b>1.138,4</b>	<b>1.487,0</b>	<b>1.457,7</b>	<b>2.268,0</b>	<b>2.294,8</b>	<b>1.140,6</b>	<b>1.154,6</b>
<p>Volumes Entregues, em atendimento à Portaria ANP Nº 1/2003 – “I. Instalações de Transporte e Serviços Prestados - h) Quantidades programadas e realizadas de gás nos pontos de recepção e entrega”. Propriedade da Transportadora Brasileira Gasoduto Bolívia-Brasil S.A.</p>								


dezembro/18			<b>Volumes Entregues</b>					
(Mm³)	Entrega							
	Boa Esperança do Sul		São Carlos		Rio Claro		Limeira	
	Programado	Realizado	Programado	Realizado	Programado	Realizado	Programado	Realizado
01/12/18	119,0	215,5	257,0	270,9	1.090,0	1.163,7	1.170,0	1.267,0
02/12/18	219,0	116,8	275,0	252,7	1.180,0	1.071,5	1.286,0	1.149,9
03/12/18	198,0	195,6	304,0	300,5	1.148,0	1.134,9	1.268,0	1.253,6
04/12/18	235,0	238,2	305,0	301,6	1.166,0	1.155,0	1.295,0	1.305,8
05/12/18	240,0	236,3	304,0	299,8	1.170,0	1.159,1	1.305,0	1.287,3
06/12/18	269,0	266,6	313,0	309,3	1.170,0	1.173,8	1.300,0	1.303,6
07/12/18	264,0	261,4	305,0	301,5	1.200,0	1.187,1	1.300,0	1.286,2
08/12/18	232,0	230,8	295,0	293,0	1.200,0	1.190,2	1.300,0	1.294,5
09/12/18	141,0	140,1	269,0	266,8	1.075,0	1.068,0	1.194,0	1.186,4
10/12/18	204,0	200,3	292,0	287,6	1.140,0	1.124,7	1.270,0	1.249,7
11/12/18	232,0	227,8	292,0	282,8	1.170,0	1.145,9	1.294,0	1.273,4
12/12/18	245,0	248,3	280,0	277,0	1.165,0	1.140,9	1.295,0	1.276,7
13/12/18	250,0	244,8	290,0	292,6	1.170,0	1.158,9	1.290,0	1.280,7
14/12/18	242,0	240,8	282,0	280,7	1.180,0	1.179,1	1.292,0	1.267,7
15/12/18	191,0	190,8	270,0	269,6	1.130,0	1.130,9	1.180,0	1.180,6
16/12/18	67,0	66,9	247,0	247,5	1.064,0	1.064,4	1.109,0	1.109,9
17/12/18	179,0	179,7	227,0	227,5	1.075,0	1.078,9	1.145,0	1.148,6
18/12/18	223,0	222,5	224,0	228,6	1.085,0	1.083,0	1.155,0	1.155,0
19/12/18	203,0	202,5	235,0	229,2	1.100,0	1.110,9	1.165,0	1.167,1
20/12/18	206,0	204,4	208,0	205,7	1.055,0	1.046,9	1.085,0	1.074,2
21/12/18	218,0	216,4	204,0	198,4	1.044,0	992,2	1.086,0	1.036,5
22/12/18	171,0	169,8	187,0	185,4	962,5	955,6	976,0	969,3
23/12/18	57,0	56,9	185,0	185,4	885,0	879,9	900,0	894,0
24/12/18	50,0	49,6	185,0	184,3	902,0	896,0	918,0	911,7
25/12/18	29,0	29,2	183,0	181,9	870,0	865,4	890,0	883,6
26/12/18	109,0	107,9	206,0	203,6	973,0	961,4	1.000,0	987,6
27/12/18	170,0	168,8	191,0	188,7	1.020,0	1.007,2	1.080,0	1.064,1
28/12/18	166,0	201,6	195,0	205,7	1.000,0	1.021,1	1.030,0	1.081,7
29/12/18	96,0	164,1	177,0	193,7	867,0	988,6	863,9	1.036,8
30/12/18	50,0	51,5	175,0	176,6	725,4	903,3	762,1	947,8
31/12/18	30,0	39,3	170,0	173,9	638,6	870,6	708,5	905,8
<b>Total</b>	<b>5.275,0</b>	<b>5.346,1</b>	<b>7.362,0</b>	<b>7.328,8</b>	<b>31.982,0</b>	<b>32.038,6</b>	<b>34.204,0</b>	<b>34.330,9</b>
Volumes Entregues, em atendimento à Portaria ANP Nº 1/2003 – “I. Instalações de Transporte e Serviços Prestados - h) Quantidades programadas e realizadas de gás nos pontos de recepção e entrega”. Propriedade da Transportadora Brasileira Gasoduto Bolívia-Brasil S.A.								


dezembro/18





## Volumes Entregues

(Mm³)	Entrega							
	Americana		Jaguariúna		Itatiba		Guararema	
	Programado	Realizado	Programado	Realizado	Programado	Realizado	Programado	Realizado
01/12/18	317,0	334,7	1.020,0	1.138,1	568,0	540,5	710,0	681,7
02/12/18	340,0	311,5	1.142,0	1.032,5	542,0	568,6	684,0	717,5
03/12/18	373,0	368,7	1.136,0	1.137,0	695,0	682,2	600,0	597,6
04/12/18	369,0	353,7	1.145,0	1.172,9	683,0	694,8	654,0	653,9
05/12/18	369,0	364,3	1.170,0	1.155,0	700,0	689,7	785,0	775,2
06/12/18	370,0	351,8	1.160,0	1.197,6	700,0	684,4	780,0	784,7
07/12/18	338,0	334,4	1.200,0	1.186,4	668,0	660,1	558,0	551,7
08/12/18	326,0	324,1	1.174,0	1.158,4	593,0	585,4	599,0	590,4
09/12/18	319,0	317,1	1.180,0	1.170,9	578,0	572,9	694,0	688,0
10/12/18	340,0	335,8	1.150,0	1.138,8	687,0	680,1	648,0	642,0
11/12/18	373,0	367,2	1.145,0	1.165,5	692,0	680,8	600,0	602,7
12/12/18	335,0	329,4	1.195,0	1.191,4	687,0	675,7	735,0	730,8
13/12/18	340,0	333,9	1.230,0	1.287,2	665,0	696,1	740,0	774,0
14/12/18	338,0	340,7	1.305,0	1.290,1	690,0	655,5	628,0	624,8
15/12/18	324,0	323,8	1.204,4	1.187,0	569,0	560,0	580,0	571,7
16/12/18	332,0	332,0	1.135,0	1.116,0	565,0	556,4	580,0	569,4
17/12/18	344,0	345,0	1.285,0	1.278,6	662,0	658,1	615,0	610,2
18/12/18	355,0	360,2	1.290,0	1.279,7	652,0	650,2	614,0	601,5
19/12/18	336,0	335,4	1.292,0	1.281,9	653,0	653,3	650,0	650,4
20/12/18	309,0	306,1	1.265,0	1.198,1	625,0	623,0	690,0	690,7
21/12/18	306,0	300,7	1.194,0	1.220,1	585,0	585,6	619,0	619,3
22/12/18	305,0	303,0	1.148,0	1.149,4	502,0	503,3	554,0	554,9
23/12/18	287,0	285,2	1.095,0	1.095,3	455,0	455,8	584,0	584,8
24/12/18	196,0	194,6	1.085,0	1.085,0	380,0	379,2	560,0	557,9
25/12/18	170,0	169,4	1.030,0	1.028,2	355,0	353,3	630,0	629,4
26/12/18	202,0	199,6	1.167,0	1.157,8	534,0	529,4	686,0	680,8
27/12/18	218,0	214,8	1.180,0	1.177,0	535,0	532,1	687,0	684,0
28/12/18	205,0	197,5	1.185,0	1.201,8	545,0	535,2	650,0	588,3
29/12/18	265,5	176,1	985,0	1.130,9	447,5	444,5	329,0	512,5
30/12/18	210,5	184,7	898,0	1.044,3	350,0	369,6	269,0	545,4
31/12/18	189,6	159,5	860,0	963,2	279,4	352,5	289,4	477,5
<b>Total</b>	<b>9.212,0</b>	<b>8.995,5</b>	<b>34.790,4</b>	<b>35.053,0</b>	<b>17.562,5</b>	<b>17.455,9</b>	<b>18.712,0</b>	<b>19.066,1</b>
	Volumes Entregues, em atendimento à Portaria ANP Nº 1/2003 – "I. Instalações de Transporte e Serviços Prestados e -h) Quantidades programadas e realizadas de gás nos pontos de recepção e entrega". Propriedade da Transportadora Brasileira Gasoduto Bolívia-Brasil S.A.							


dezembro/18			<b>Volumes Entregues</b>							
(Mm³)	<b>Entrega</b>									
	<b>Sumaré</b>		<b>Campinas</b>		<b>Indaiatuba</b>		<b>Itirapina</b>		<b>Itu</b>	
	Programado	Realizado	Programado	Realizado	Programado	Realizado	Programado	Realizado	Programado	Realizado
01/12/18	148,0	124,7	50,0	49,0	73,0	75,2	0,0	0,0	380,0	380,4
02/12/18	121,0	151,1	48,0	50,9	73,0	74,6	0,0	0,0	370,0	389,1
03/12/18	373,0	381,5	64,0	65,8	81,0	83,3	0,0	0,0	432,0	448,5
04/12/18	361,0	372,2	64,0	62,7	100,0	100,2	0,1	0,1	432,0	432,0
05/12/18	384,0	379,0	67,0	65,7	100,0	98,7	0,0	0,0	483,0	475,9
06/12/18	385,0	385,6	68,0	67,4	95,0	96,4	0,0	0,0	480,0	470,1
07/12/18	334,0	341,0	65,0	66,8	90,0	92,0	0,0	0,0	430,0	440,0
08/12/18	180,0	183,8	48,0	49,4	77,0	78,8	0,0	0,0	398,0	407,5
09/12/18	165,0	168,3	44,9	45,6	76,0	77,2	0,0	0,0	302,0	308,4
10/12/18	364,0	373,9	68,0	69,7	75,0	76,6	0,0	0,0	343,0	351,9
11/12/18	360,0	359,9	61,0	62,2	95,0	97,0	0,0	0,0	395,0	403,8
12/12/18	355,0	362,6	61,0	63,9	94,0	94,8	0,0	0,0	384,0	381,8
13/12/18	370,0	380,3	58,0	59,2	96,0	99,0	0,0	0,0	393,0	403,6
14/12/18	287,0	295,1	52,0	53,5	91,0	94,0	0,0	0,0	366,0	375,8
15/12/18	128,0	130,4	44,0	45,0	73,0	74,8	0,0	0,0	347,0	355,1
16/12/18	123,0	125,2	45,0	46,2	73,0	74,8	0,0	0,0	341,0	348,7
17/12/18	311,0	318,9	56,0	57,3	83,0	84,6	0,0	0,0	404,0	414,6
18/12/18	294,0	301,8	53,0	55,4	88,0	90,4	0,0	0,0	397,0	407,8
19/12/18	295,0	307,2	55,0	55,4	87,0	86,2	0,1	0,1	427,0	439,0
20/12/18	248,0	254,4	55,0	56,1	66,0	68,3	0,0	0,0	434,0	445,7
21/12/18	183,0	188,1	47,0	48,4	85,0	88,1	0,0	0,0	421,0	435,7
22/12/18	68,0	70,9	39,0	40,2	70,0	72,6	0,0	0,0	435,0	448,1
23/12/18	9,6	9,9	36,0	37,1	61,0	62,9	0,0	0,0	439,0	452,4
24/12/18	2,0	2,0	24,2	25,0	13,5	13,9	0,0	0,0	435,0	448,8
25/12/18	6,4	6,6	25,0	25,8	7,4	7,6	0,0	0,0	435,0	452,1
26/12/18	91,0	92,6	33,0	34,1	77,0	77,9	0,0	0,0	465,0	475,7
27/12/18	86,0	88,1	36,0	37,5	88,0	89,9	0,0	0,0	477,0	487,9
28/12/18	88,0	79,6	35,0	37,7	90,0	87,3	0,0	0,0	485,0	498,4
29/12/18	21,9	16,2	28,0	42,9	62,0	72,5	0,0	0,0	444,1	489,8
30/12/18	0,0	0,0	22,4	32,4	9,2	68,0	0,0	0,0	404,3	487,3
31/12/18	0,0	0,0	23,0	27,7	7,0	9,4	0,0	0,0	338,3	447,4
<b>Total</b>	<b>6.141,9</b>	<b>6.250,8</b>	<b>1.452,5</b>	<b>1.508,5</b>	<b>2.249,1</b>	<b>2.357,5</b>	<b>0,2</b>	<b>0,2</b>	<b>12.378,3</b>	<b>12.755,7</b>
<p>Volumes Entregues, em atendimento à Portaria ANP Nº 1/2003 – “I. Instalações de Transporte e Serviços Prestados - h) Quantidades programadas e realizadas de gás nos pontos de recepção e entrega”. Propriedade da Transportadora Brasileira Gasoduto Bolívia-Brasil S.A.</p>										


dezembro/18			<b>Volumes Entregues</b>							
(Mm³)	<b>Entrega</b>									
	<b>Porto Feliz</b>		<b>Araçoiaba da Serra</b>		<b>Itapetininga</b>		<b>GEMINI</b>		<b>REPAR</b>	
	Programado	Realizado	Programado	Realizado	Programado	Realizado	Programado	Realizado	Programado	Realizado
01/12/18	464,0	460,3	162,0	164,0	0,3	0,1	0,0	0,2	1.150,0	1.249,8
02/12/18	448,0	474,9	160,0	165,4	0,9	0,0	0,2	0,0	1.200,0	1.162,1
03/12/18	574,0	599,0	175,0	180,6	6,1	2,6	1,0	1,0	1.120,0	1.146,8
04/12/18	566,0	540,4	177,0	175,2	5,8	2,4	0,0	0,0	1.100,0	1.086,3
05/12/18	618,0	609,6	181,0	178,8	4,6	1,9	0,6	0,6	1.100,0	1.085,7
06/12/18	633,0	623,5	180,0	179,7	7,5	4,3	330,0	322,2	1.100,0	1.090,9
07/12/18	554,0	565,7	180,0	183,7	4,3	2,4	430,0	437,9	1.190,0	1.202,1
08/12/18	503,0	515,0	165,0	168,9	0,8	0,1	439,4	447,0	1.100,0	1.127,6
09/12/18	390,0	399,0	164,0	167,0	2,1	1,0	439,4	442,0	1.060,0	1.082,8
10/12/18	468,0	481,3	176,0	181,1	8,7	5,9	434,0	446,1	1.070,0	1.132,6
11/12/18	493,0	516,6	176,0	176,3	5,8	3,5	435,0	446,8	1.100,0	1.142,9
12/12/18	487,0	487,7	171,0	168,8	6,2	3,2	435,0	446,7	1.130,0	1.172,1
13/12/18	505,0	519,1	160,0	164,1	6,5	3,4	425,0	433,5	1.120,0	1.154,0
14/12/18	453,0	465,2	158,0	162,3	3,9	2,3	433,0	444,9	1.130,0	1.129,5
15/12/18	405,0	414,3	154,0	157,8	0,4	0,1	361,0	369,1	1.130,0	1.175,7
16/12/18	354,0	361,8	152,0	155,7	0,6	0,2	0,0	0,0	1.170,0	1.193,5
17/12/18	484,0	496,5	158,0	161,6	4,3	2,7	0,0	0,0	1.290,0	1.320,5
18/12/18	450,0	461,4	159,0	163,9	1,6	0,7	0,0	0,0	1.500,0	1.591,0
19/12/18	419,0	430,2	159,0	162,8	1,6	0,4	0,0	0,0	1.750,0	1.789,6
20/12/18	415,0	427,0	158,0	160,9	2,0	0,6	0,0	0,0	1.850,0	1.901,5
21/12/18	360,0	370,7	157,0	157,8	2,4	1,0	0,0	0,0	1.520,0	1.563,5
22/12/18	401,0	413,7	154,0	154,4	1,1	0,1	0,0	0,0	1.200,0	1.236,2
23/12/18	371,0	382,6	149,0	153,2	0,2	0,1	0,8	0,9	1.120,0	1.150,4
24/12/18	333,0	344,3	150,0	155,8	0,3	0,1	340,0	350,6	1.150,0	1.181,6
25/12/18	290,0	300,4	150,0	154,2	0,0	0,0	420,0	433,6	1.150,0	1.179,8
26/12/18	279,0	284,6	153,0	156,0	2,0	0,9	420,0	428,7	1.160,0	1.183,0
27/12/18	266,0	272,5	154,0	156,4	4,0	1,7	420,0	429,9	1.250,0	1.278,5
28/12/18	295,0	322,7	153,0	156,8	4,0	0,3	419,0	426,0	1.171,0	1.213,1
29/12/18	291,3	309,4	150,0	153,9	1,3	0,1	418,0	266,0	1.180,0	1.153,0
30/12/18	224,1	275,2	145,0	152,9	0,3	0,3	0,0	0,0	1.180,0	1.065,2
31/12/18	215,0	217,5	145,0	156,0	1,9	0,0	0,0	0,0	1.180,0	1.058,2
<b>Total</b>	<b>12.793,4</b>	<b>13.124,4</b>	<b>4.840,0</b>	<b>4.930,3</b>	<b>89,6</b>	<b>42,3</b>	<b>6.601,4</b>	<b>6.573,8</b>	<b>36.441,0</b>	<b>37.140,9</b>
<p>Volumes Entregues, em atendimento à Portaria ANP Nº 1/2003 – “I. Instalações de Transporte e Serviços Prestados - h) Quantidades programadas e realizadas de gás nos pontos de recepção e entrega”. Propriedade da Transportadora Brasileira Gasoduto Bolívia-Brasil S.A.</p>										


dezembro/18			<b>Volumes Entregues</b>			
(Mm³)	Entrega					
	REPLAN		Canoas UTE		Gascar	
	Programado	Realizado	Programado	Realizado	Programado	Realizado
01/12/18	1.900,0	1.833,0	0,0	0,0	0,0	0,0
02/12/18	1.850,0	1.878,0	0,0	0,2	0,0	0,0
03/12/18	1.950,0	2.028,9	0,0	0,0	0,0	0,0
04/12/18	1.800,0	1.829,5	0,0	0,0	3,5	0,0
05/12/18	1.800,0	1.846,1	0,0	0,0	0,0	0,0
06/12/18	1.800,0	1.830,8	0,0	0,0	0,0	0,0
07/12/18	1.900,0	1.891,3	0,0	0,0	0,0	0,0
08/12/18	1.980,0	2.018,5	0,0	0,0	0,0	0,0
09/12/18	1.920,0	1.959,2	0,0	0,0	0,0	0,0
10/12/18	1.850,0	1.785,9	0,0	0,0	0,0	0,0
11/12/18	1.830,0	1.905,2	0,0	0,0	0,0	0,0
12/12/18	1.800,0	1.791,4	0,0	0,0	0,0	0,0
13/12/18	1.935,0	1.924,6	0,0	0,0	0,0	0,0
14/12/18	1.950,0	1.911,8	0,0	0,0	0,0	0,0
15/12/18	1.800,0	1.755,5	0,0	0,0	0,0	0,0
16/12/18	1.850,0	1.825,9	0,0	0,0	0,0	0,0
17/12/18	1.730,0	1.722,9	0,0	0,0	0,0	0,0
18/12/18	1.730,0	1.778,0	0,0	0,0	0,0	0,0
19/12/18	1.800,0	1.823,4	0,0	0,0	0,0	0,0
20/12/18	1.780,0	1.774,0	0,0	0,0	0,0	0,0
21/12/18	1.750,0	1.725,0	0,0	0,0	0,0	0,0
22/12/18	1.650,0	1.653,5	0,0	0,0	0,0	0,0
23/12/18	1.670,0	1.671,2	0,0	0,0	0,0	0,0
24/12/18	1.750,0	1.722,5	0,0	0,0	0,0	0,0
25/12/18	1.750,0	1.711,7	0,0	0,0	0,0	0,0
26/12/18	1.750,0	1.752,1	0,0	0,0	0,0	0,0
27/12/18	1.615,0	1.606,3	0,0	0,0	0,0	0,0
28/12/18	1.600,0	1.640,9	0,0	0,0	0,0	0,0
29/12/18	1.550,0	1.671,6	0,0	0,0	0,0	0,0
30/12/18	1.550,0	1.690,5	0,0	0,0	0,0	0,0
31/12/18	1.550,0	1.686,2	0,0	0,0	0,0	0,0
<b>Total</b>	<b>53.590,0</b>	<b>53.959,0</b>	<b>0,0</b>	<b>0,2</b>	<b>3,5</b>	<b>0,0</b>
Volumes Entregues, em atendimento à Portaria ANP Nº 1/2003 – “I. Instalações de Transporte e Serviços Prestados - h) Quantidades programadas e realizadas de gás nos pontos de recepção e entrega”. Propriedade da Transportadora Brasileira Gasoduto Bolívia-Brasil S.A.						

dezembro/18			Volumes Entregues					
(Mm³)	Entrega							
	Jacutinga		Guararema		Campo Largo		Araucária CIC	
	Programado	Realizado	Programado	Realizado	Programado	Realizado	Programado	Realizado
01/12/18	271,0	296,7	7.000,0	6.464,8	145,0	174,5	940,0	1.016,2
02/12/18	298,0	270,8	6.500,0	6.921,5	170,0	148,4	990,0	963,2
03/12/18	288,0	287,4	6.850,0	6.906,5	175,0	178,8	1.100,0	1.125,1
04/12/18	295,0	300,4	4.100,0	3.964,1	175,0	178,2	1.100,0	1.085,4
05/12/18	295,0	301,8	2.850,0	2.805,6	181,0	178,6	1.150,0	1.124,1
06/12/18	295,0	301,7	3.000,0	2.823,0	185,0	183,7	1.150,0	1.145,3
07/12/18	295,0	293,7	3.900,0	3.856,7	196,0	200,2	1.170,0	1.191,5
08/12/18	295,0	290,9	6.600,0	6.490,2	165,0	168,8	1.050,0	1.073,0
09/12/18	295,0	292,2	6.800,0	6.932,9	133,0	136,2	1.000,0	1.026,1
10/12/18	295,0	292,1	5.900,0	5.827,8	157,0	160,9	1.140,0	1.173,5
11/12/18	237,0	234,5	4.000,0	3.978,1	156,0	163,2	1.135,0	1.133,6
12/12/18	153,0	151,8	6.433,3	6.412,3	127,0	130,9	1.115,0	1.136,0
13/12/18	256,0	254,7	6.600,0	7.101,2	123,0	127,2	1.120,0	1.162,6
14/12/18	276,0	274,3	4.500,0	4.463,8	122,0	125,1	1.080,0	1.110,6
15/12/18	271,0	269,7	4.800,0	4.669,9	87,0	89,2	940,0	950,0
16/12/18	270,0	265,9	4.000,0	3.987,4	78,0	79,8	905,0	925,4
17/12/18	271,0	269,5	4.000,0	3.946,7	107,0	109,7	1.065,0	1.091,7
18/12/18	230,0	229,1	4.500,0	4.520,6	112,0	114,9	1.070,0	1.111,0
19/12/18	214,0	213,4	4.550,0	4.524,7	112,0	113,7	1.090,0	1.106,1
20/12/18	175,0	174,3	5.100,0	5.109,0	105,0	108,2	1.105,0	1.136,0
21/12/18	230,0	230,2	4.500,0	4.339,1	98,0	100,8	1.044,0	1.075,4
22/12/18	271,0	271,5	5.000,0	4.966,8	71,0	73,5	975,0	1.005,3
23/12/18	263,0	268,1	4.600,0	4.592,5	57,0	59,2	943,0	972,6
24/12/18	263,0	263,2	5.100,0	5.105,3	54,0	56,0	923,0	953,2
25/12/18	263,0	261,7	5.000,0	5.035,6	43,0	44,1	830,0	859,2
26/12/18	263,0	260,8	6.000,0	5.937,7	67,0	68,6	920,0	938,4
27/12/18	263,0	261,6	6.000,0	5.836,0	68,0	69,8	1.000,0	1.024,7
28/12/18	262,0	261,5	6.000,0	5.540,4	68,0	67,2	990,0	1.019,7
29/12/18	271,0	261,5	4.000,0	4.515,8	57,0	48,6	940,0	964,4
30/12/18	263,0	260,4	4.000,0	2.508,7	54,0	41,9	905,0	942,8
31/12/18	295,0	260,0	4.000,0	1.964,3	43,0	53,5	800,0	854,0
<b>Total</b>	<b>7.887,0</b>	<b>7.865,3</b>	<b>152.183,3</b>	<b>150.084,8</b>	<b>3.448,0</b>	<b>3.499,9</b>	<b>30.885,0</b>	<b>31.542,2</b>
	Volumes Entregues, em atendimento à Portaria ANP Nº 1/2003 – “I. Instalações de Transporte e Serviços Prestados - h) Quantidades programadas e realizadas de gás nos pontos de recepção e entrega”. Propriedade da Transportadora Brasileira Gasoduto Bolívia-Brasil S.A.							



dezembro/18			Volumes Entregues					
(Mm³)	Entrega							
	Araucária UTE		Joinville		Guaramirim		Gaspar	
	Programado	Realizado	Programado	Realizado	Programado	Realizado	Programado	Realizado
01/12/18	0,0	0,0	60,0	41,8	372,0	339,1	111,0	119,5
02/12/18	0,0	0,0	41,0	61,1	330,0	381,1	116,0	114,0
03/12/18	0,0	0,0	110,0	108,9	510,0	514,4	210,0	220,6
04/12/18	0,0	0,0	114,0	114,2	500,0	486,7	213,0	213,6
05/12/18	0,0	0,0	105,0	103,1	475,0	464,2	230,0	225,4
06/12/18	0,0	0,0	115,0	113,2	485,0	478,9	225,0	223,2
07/12/18	0,0	0,0	108,0	110,7	402,0	409,8	238,0	243,3
08/12/18	0,0	0,0	48,0	49,3	272,0	279,6	124,0	126,9
09/12/18	0,0	0,0	54,0	54,7	316,0	321,8	122,0	124,1
10/12/18	0,0	0,0	108,0	110,9	447,0	459,3	223,0	228,6
11/12/18	0,0	0,0	97,0	99,0	505,0	517,1	220,0	232,2
12/12/18	0,0	0,0	96,0	99,0	480,0	492,8	211,0	216,9
13/12/18	0,0	0,0	94,0	96,5	496,0	509,4	228,0	234,8
14/12/18	0,0	0,0	75,0	76,9	490,0	508,0	213,0	218,4
15/12/18	0,0	0,0	40,0	41,0	350,0	355,6	115,0	116,3
16/12/18	0,0	0,0	48,5	49,6	393,0	402,0	106,0	108,7
17/12/18	0,0	0,0	80,0	81,7	490,0	502,9	190,0	194,5
18/12/18	0,0	0,0	69,0	70,5	480,0	494,0	185,0	188,4
19/12/18	0,0	0,0	55,0	56,9	427,0	438,5	174,0	179,1
20/12/18	0,0	0,0	46,0	47,7	370,0	381,0	155,0	159,8
21/12/18	0,0	0,0	44,0	43,3	327,0	337,2	134,0	138,0
22/12/18	0,0	0,0	30,0	30,7	260,0	268,9	74,0	76,6
23/12/18	0,0	0,0	28,0	29,2	226,0	233,3	54,0	55,4
24/12/18	0,0	0,0	28,3	29,3	223,3	230,6	48,7	50,3
25/12/18	0,0	0,0	23,0	23,9	230,0	234,5	37,0	37,8
26/12/18	0,0	0,0	37,0	37,5	302,0	308,8	72,0	73,1
27/12/18	0,0	0,0	38,0	39,0	284,0	290,3	73,0	74,8
28/12/18	0,0	0,0	37,0	34,9	299,0	320,3	71,0	70,5
29/12/18	0,0	0,0	5,5	24,0	295,0	271,1	49,7	49,3
30/12/18	0,0	0,0	4,8	21,2	265,0	209,6	28,5	43,8
31/12/18	0,0	0,0	5,0	20,1	260,0	208,5	25,0	40,1
<b>Total</b>	<b>0,0</b>	<b>0,0</b>	<b>1.839,1</b>	<b>1.899,6</b>	<b>11.301,3</b>	<b>11.440,8</b>	<b>4.250,9</b>	<b>4.357,5</b>
Volumes Entregues, em atendimento à Portaria ANP Nº 1/2003 – “I. Instalações de Transporte e Serviços Prestados - h) Quantidades programadas e realizadas de gás nos pontos de recepção e entrega”. Propriedade da Transportadora Brasileira Gasoduto Bolívia-Brasil S.A.								

dezembro/18			<b>Volumes Entregues</b>					
<b>(Mm³)</b>	<b>Entrega</b>							
	<b>Brusque</b>		<b>Tijucas</b>		<b>São Pedro de Alcântara</b>		<b>Tubarão</b>	
	Programado	Realizado	Programado	Realizado	Programado	Realizado	Programado	Realizado
01/12/18	11,0	12,7	281,0	308,7	95,0	126,7	136,0	152,7
02/12/18	12,4	11,3	300,0	288,1	123,0	97,8	148,0	139,8
03/12/18	25,0	25,7	330,0	333,5	120,0	124,9	150,0	155,2
04/12/18	28,0	26,8	290,0	292,0	119,0	120,6	150,0	151,6
05/12/18	25,0	24,6	310,0	305,7	125,0	123,1	150,0	147,1
06/12/18	26,0	25,6	300,0	311,7	138,0	122,9	150,0	148,2
07/12/18	25,3	25,8	317,0	323,5	138,0	140,2	155,0	158,0
08/12/18	13,0	13,3	310,0	316,9	120,0	122,2	135,0	138,4
09/12/18	12,5	12,8	304,0	309,7	95,0	97,2	135,0	137,9
10/12/18	25,6	26,3	320,0	328,9	131,0	135,0	140,0	143,5
11/12/18	27,0	28,4	331,0	339,3	132,0	133,3	140,0	140,3
12/12/18	25,6	26,3	290,0	299,1	127,0	132,0	138,0	144,7
13/12/18	28,0	28,5	300,0	314,4	130,0	136,0	145,0	144,4
14/12/18	23,0	23,6	307,0	301,1	135,0	145,3	150,0	147,5
15/12/18	14,0	14,2	295,0	301,9	117,0	120,1	128,0	131,1
16/12/18	12,5	12,6	295,0	301,3	95,0	96,9	125,0	128,4
17/12/18	25,2	25,8	306,0	313,7	127,0	129,7	109,0	111,2
18/12/18	25,0	25,1	285,0	292,4	126,0	129,9	123,0	126,1
19/12/18	17,5	18,0	312,0	320,1	128,0	132,2	120,0	123,7
20/12/18	15,0	15,5	311,0	317,7	131,0	135,5	122,0	125,3
21/12/18	15,0	15,0	305,0	314,2	134,0	141,1	122,0	128,1
22/12/18	10,0	10,5	300,0	309,2	118,0	121,8	114,0	117,5
23/12/18	7,5	7,7	295,0	304,2	92,0	94,6	108,0	111,0
24/12/18	8,4	8,7	286,1	295,4	94,0	97,0	104,5	107,9
25/12/18	5,6	5,8	285,0	292,4	72,0	74,4	100,0	104,2
26/12/18	9,7	9,9	303,0	308,9	106,0	108,6	98,0	100,3
27/12/18	9,7	9,9	279,0	285,3	112,0	115,0	93,0	95,3
28/12/18	10,0	9,6	276,0	299,6	115,0	128,2	95,0	101,7
29/12/18	6,7	7,1	260,1	307,8	85,2	120,4	90,0	87,6
30/12/18	4,9	5,8	247,8	292,5	69,5	105,6	85,0	87,7
31/12/18	5,0	7,0	250,0	286,3	80,0	107,6	87,0	82,3
<b>Total</b>	<b>504,1</b>	<b>513,4</b>	<b>8.931,0</b>	<b>9.229,3</b>	<b>3.449,7</b>	<b>3.608,1</b>	<b>3.758,5</b>	<b>3.836,1</b>
Volumes Entregues, em atendimento à Portaria ANP Nº 1/2003 – “I. Instalações de Transporte e Serviços Prestados - h) Quantidades programadas e realizadas de gás nos pontos de recepção e entrega”. Propriedade da Transportadora Brasileira Gasoduto Bolívia-Brasil S.A.								

dezembro/18			<b>Volumes Entregues</b>					
<b>(Mm³)</b>	<b>Entrega</b>							
	<b>Urussanga</b>		<b>Nova Veneza</b>		<b>V. do Cedro</b>		<b>Igrejinha</b>	
	<b>Programado</b>	<b>Realizado</b>	<b>Programado</b>	<b>Realizado</b>	<b>Programado</b>	<b>Realizado</b>	<b>Programado</b>	<b>Realizado</b>
01/12/18	403,0	394,5	251,0	262,6	74,0	71,5	15,0	17,4
02/12/18	384,0	413,0	256,0	257,3	70,0	76,0	17,0	15,3
03/12/18	420,0	419,8	280,0	287,5	201,0	206,1	17,8	18,2
04/12/18	410,0	413,2	274,0	273,1	200,0	201,0	17,0	16,3
05/12/18	400,0	394,4	276,0	271,8	200,0	198,5	15,0	15,0
06/12/18	400,0	396,5	275,0	272,8	207,0	204,2	17,7	17,4
07/12/18	407,0	415,7	282,0	287,9	202,0	206,3	19,7	20,1
08/12/18	405,0	414,1	269,0	275,4	75,0	76,5	16,6	17,0
09/12/18	394,0	402,0	263,0	268,6	72,0	73,0	16,1	16,4
10/12/18	401,0	412,2	271,0	278,0	196,0	201,4	19,2	19,7
11/12/18	392,0	390,4	280,0	277,6	196,0	200,6	17,3	17,7
12/12/18	397,0	408,2	278,0	285,3	197,0	202,5	19,3	19,8
13/12/18	396,0	403,7	294,0	302,0	195,0	197,6	19,0	17,6
14/12/18	387,0	387,4	280,0	281,9	177,0	181,9	18,6	19,1
15/12/18	375,0	382,7	250,0	254,3	60,0	61,2	14,4	14,7
16/12/18	370,0	379,4	240,0	245,0	63,0	64,8	12,7	13,0
17/12/18	361,0	370,6	265,0	271,3	165,0	169,5	19,2	19,7
18/12/18	307,0	315,2	340,0	349,2	165,0	170,9	20,0	20,2
19/12/18	290,0	298,4	331,0	340,2	166,0	167,6	18,7	19,2
20/12/18	287,0	294,1	333,0	341,6	159,0	163,3	17,0	17,8
21/12/18	289,0	303,9	335,0	340,5	134,0	138,4	19,0	19,1
22/12/18	268,0	276,0	300,0	311,1	47,0	48,6	16,2	16,7
23/12/18	262,0	270,0	296,0	305,2	34,0	35,4	11,3	11,7
24/12/18	262,2	270,8	303,0	312,9	32,0	33,4	10,0	10,4
25/12/18	260,0	267,5	290,0	300,2	30,0	30,3	13,0	13,4
26/12/18	273,0	278,3	306,0	312,7	57,0	58,0	19,2	19,5
27/12/18	271,0	277,1	304,0	311,7	58,0	58,6	19,0	19,2
28/12/18	260,0	262,8	305,0	316,1	56,0	54,9	19,0	18,9
29/12/18	255,5	262,5	303,0	306,6	25,0	32,6	15,0	16,2
30/12/18	245,3	260,4	295,0	304,2	17,0	23,6	13,0	17,7
31/12/18	250,0	276,2	293,0	306,2	15,0	22,9	10,0	9,6
<b>Total</b>	<b>10.232,0</b>	<b>10.435,0</b>	<b>8.625,0</b>	<b>8.804,5</b>	<b>3.530,0</b>	<b>3.608,1</b>	<b>502,0</b>	<b>514,6</b>
<p>Volumes Entregues, em atendimento à Portaria ANP Nº 1/2003 – “I. Instalações de Transporte e Serviços Prestados - h) Quantidades programadas e realizadas de gás nos pontos de recepção e entrega”. Propriedade da Transportadora Brasileira Gasoduto Bolívia-Brasil S.A.</p>								

dezembro/18



## Volumes Entregues

(Mm³)	Entrega									
	Araricá		Cachoeirinha		Canoas		Refap		Total	Total
	Programado	Realizado	Programado	Realizado	Programado	Realizado	Programado	Realizado	Programado	Realizado
01/12/18	202,0	213,9	336,0	337,9	570,0	740,6	500,0	477,5	21.906,5	22.113,4
02/12/18	208,0	206,8	330,0	343,9	720,0	584,7	465,0	500,7	22.021,9	21.906,7
03/12/18	210,0	214,7	383,0	392,2	650,0	676,7	475,0	484,6	23.738,9	24.017,1
04/12/18	209,0	207,1	381,0	375,4	610,0	609,9	450,0	442,6	20.828,4	20.667,2
05/12/18	205,0	200,4	367,0	362,0	570,0	570,5	440,0	434,8	20.017,2	19.815,4
06/12/18	205,0	200,9	360,0	365,4	650,0	652,8	470,0	459,8	20.627,1	20.435,8
07/12/18	205,0	209,8	380,0	388,6	670,0	689,9	480,0	492,4	21.388,5	21.436,9
08/12/18	197,0	201,4	320,0	326,6	625,0	638,8	480,0	497,8	22.905,2	22.950,9
09/12/18	195,0	198,6	326,0	332,3	550,0	555,1	430,0	443,2	22.251,5	22.516,4
10/12/18	210,0	215,7	372,0	382,6	663,0	681,3	550,0	570,1	22.969,5	23.013,0
11/12/18	210,0	218,1	392,0	401,4	685,0	700,2	630,0	637,6	21.325,1	21.496,1
12/12/18	207,0	212,4	387,0	397,9	834,0	856,6	600,0	619,5	23.787,9	23.875,4
13/12/18	209,0	210,3	373,0	377,6	1.050,0	975,3	620,0	614,4	24.602,5	25.330,3
14/12/18	205,0	207,5	369,0	378,5	1.000,0	1.037,6	620,0	637,4	22.071,3	22.099,6
15/12/18	190,0	194,8	335,0	341,7	775,0	784,3	650,0	671,3	20.735,2	20.393,8
16/12/18	183,0	187,2	312,0	319,3	865,0	882,3	650,0	667,9	18.937,3	18.988,2
17/12/18	195,0	199,7	354,0	363,0	925,0	949,2	565,0	577,3	20.465,7	20.600,7
18/12/18	198,0	203,6	375,0	384,5	945,0	969,4	490,0	498,2	21.149,6	21.485,4
19/12/18	199,0	205,7	373,0	382,8	910,0	936,4	460,0	469,1	21.506,9	21.705,6
20/12/18	201,0	206,6	366,0	375,1	660,0	676,0	515,0	528,7	21.412,0	21.528,9
21/12/18	200,0	205,2	369,0	369,3	998,0	1.028,1	530,0	554,6	20.359,0	20.305,1
22/12/18	190,0	196,7	312,0	322,0	650,0	670,0	550,0	555,8	19.103,3	19.248,1
23/12/18	177,0	182,9	283,0	291,4	710,0	731,1	500,0	515,1	17.996,0	18.167,8
24/12/18	171,0	176,6	285,0	294,7	730,0	756,4	510,0	528,4	18.507,7	18.676,8
25/12/18	170,0	173,3	285,0	295,5	530,0	545,7	520,0	535,6	17.973,9	18.138,0
26/12/18	185,0	186,1	312,0	318,7	860,0	879,8	535,0	544,1	20.671,5	20.697,4
27/12/18	184,0	188,7	306,0	314,2	620,0	635,6	550,0	565,1	20.675,7	20.617,8
28/12/18	180,0	190,5	310,0	336,4	850,0	858,0	560,0	550,6	20.762,0	20.810,0
29/12/18	170,0	183,0	240,0	308,1	600,0	487,9	550,0	506,5	17.040,0	18.372,1
30/12/18	160,0	177,0	230,0	272,9	480,0	572,5	550,0	458,5	15.501,2	15.200,9
31/12/18	150,0	185,9	210,0	266,0	450,0	645,7	550,0	443,6	14.957,5	14.172,1
<b>Total</b>	<b>5.830,0</b>	<b>5.975,2</b>	<b>10.123,0</b>	<b>10.451,6</b>	<b>21.955,0</b>	<b>22.332,7</b>	<b>15.895,0</b>	<b>16.039,1</b>	<b>623.238,6</b>	<b>626.610,9</b>

Volumes Entregues, em atendimento à Portaria ANP Nº 1/2003 – “I. Instalações de Transporte e Serviços Prestados - h) Quantidades programadas e realizadas de gás nos pontos de recepção e entrega”. Propriedade da Transportadora Brasileira Gasoduto Bolívia-Brasil S.A.