




novembro/18			Volumes Entregues					
(Mm³)	Entrega							
	Corumbá		Campo Grande		Três Lagoas / UTE		Valparaíso	
	Programado	Realizado	Programado	Realizado	Programado	Realizado	Programado	Realizado
01/11/18	0,0	0,0	78,0	76,9	477,0	477,9	0,0	0,0
02/11/18	0,0	0,0	73,0	72,8	481,0	482,3	0,0	0,0
03/11/18	0,0	0,0	78,0	78,1	471,0	469,3	0,0	0,0
04/11/18	0,0	0,0	73,0	72,9	467,0	465,1	0,0	0,0
05/11/18	0,0	0,0	89,0	88,7	453,0	453,0	0,0	0,0
06/11/18	0,0	0,0	89,0	88,3	490,0	488,6	0,0	0,0
07/11/18	0,0	0,0	94,0	94,1	500,0	489,9	0,0	0,0
08/11/18	0,0	0,0	91,0	91,7	482,0	484,1	0,0	0,0
09/11/18	0,0	0,0	93,0	93,4	470,0	472,3	0,1	0,1
10/11/18	0,0	0,0	93,0	93,1	440,0	448,8	0,0	0,0
11/11/18	0,0	0,0	74,0	79,0	440,0	440,8	0,1	0,1
12/11/18	0,0	0,0	91,0	91,7	463,0	465,9	0,1	0,0
13/11/18	0,0	0,0	94,0	93,0	575,0	576,2	0,1	0,1
14/11/18	0,0	0,0	82,0	81,9	458,0	459,3	1,3	1,3
15/11/18	0,0	0,0	86,0	86,8	476,0	477,2	2,6	2,6
16/11/18	0,0	0,0	88,0	88,5	493,0	492,5	0,0	0,0
17/11/18	0,0	0,0	83,0	83,7	445,0	446,4	11,0	10,9
18/11/18	0,0	0,0	70,0	69,5	457,0	455,0	0,0	0,0
19/11/18	0,0	0,0	82,0	81,4	460,0	453,0	0,0	0,0
20/11/18	0,0	0,0	92,0	91,9	355,0	350,7	0,1	0,1
21/11/18	0,0	0,0	92,0	91,9	295,0	294,1	0,0	0,0
22/11/18	0,0	0,0	93,0	88,8	580,0	554,0	0,2	0,2
23/11/18	0,0	0,0	89,0	89,2	325,0	322,6	2,1	2,1
24/11/18	0,0	0,0	81,6	80,3	358,0	359,9	3,9	4,0
25/11/18	0,0	0,0	66,0	66,1	360,0	360,6	11,3	11,3
26/11/18	0,0	0,0	83,0	83,4	363,0	361,7	0,0	0,0
27/11/18	0,0	0,0	83,0	81,5	355,0	339,6	1,3	1,3
28/11/18	0,0	0,0	82,0	83,1	340,0	334,6	0,8	0,8
29/11/18	0,0	0,0	77,0	77,3	335,0	345,9	3,0	3,0
30/11/18	0,0	0,0	73,0	69,1	349,0	343,0	3,0	7,7
Total	0,0	0,0	2.512,6	2.508,4	13.013,0	12.964,4	41,0	45,7
Volumes Entregues, em atendimento à Portaria ANP Nº 1/2003 – “I. Instalações de Transporte e Serviços Prestados - h) Quantidades programadas e realizadas de gás nos pontos de recepção e entrega”. Propriedade da Transportadora Brasileira Gasoduto Bolívia-Brasil S.A.								

novembro/18			Volumes Entregues					
(Mm³)	Entrega							
	Bilac		Guaçuara		Iacanga		Ibitinga	
	Programado	Realizado	Programado	Realizado	Programado	Realizado	Programado	Realizado
01/11/18	52,0	52,2	78,0	78,7	97,8	97,1	53,7	51,6
02/11/18	36,0	36,3	63,0	63,6	85,0	85,1	45,0	45,5
03/11/18	20,0	19,7	43,0	42,8	81,0	80,7	30,0	29,6
04/11/18	32,0	32,2	50,0	49,6	81,0	80,2	0,0	0,0
05/11/18	57,0	56,9	65,0	65,0	98,0	97,7	38,0	37,9
06/11/18	56,0	55,8	68,0	68,1	88,0	87,7	55,0	54,3
07/11/18	59,0	61,6	70,0	72,5	99,0	99,0	54,0	53,7
08/11/18	57,0	58,0	78,0	78,7	102,0	103,5	54,0	55,2
09/11/18	56,0	56,1	74,0	74,4	100,0	100,6	55,0	55,6
10/11/18	38,0	38,4	59,0	59,5	84,0	84,9	50,0	50,2
11/11/18	30,0	30,6	53,0	53,5	79,0	79,3	44,0	44,1
12/11/18	49,0	45,0	74,0	68,6	90,0	93,3	30,0	30,6
13/11/18	53,0	53,6	66,0	67,5	90,0	90,5	51,0	49,3
14/11/18	52,0	51,9	65,0	65,0	92,0	92,4	58,0	58,3
15/11/18	40,0	39,8	52,0	52,0	83,0	83,0	58,0	58,5
16/11/18	35,0	34,7	72,0	71,9	85,0	85,1	62,0	61,5
17/11/18	24,4	24,4	61,0	61,2	75,0	75,3	58,0	58,7
18/11/18	25,0	25,2	51,0	51,0	76,0	76,0	15,0	15,1
19/11/18	34,5	34,5	73,0	72,5	92,0	91,8	30,0	30,2
20/11/18	43,0	43,0	65,0	64,3	94,0	93,6	57,0	56,7
21/11/18	45,0	44,6	74,0	73,2	94,0	94,8	61,0	61,1
22/11/18	47,0	46,8	74,0	72,2	98,0	95,1	62,0	62,4
23/11/18	50,0	49,5	57,0	57,2	93,0	91,4	64,0	65,2
24/11/18	32,0	32,0	47,0	46,8	81,0	81,9	64,0	64,5
25/11/18	23,0	22,9	48,0	48,1	71,0	70,9	56,0	56,7
26/11/18	37,0	37,3	68,0	68,4	97,0	96,7	40,0	39,7
27/11/18	52,3	52,7	77,0	76,3	97,0	96,1	63,0	62,3
28/11/18	49,5	49,3	75,0	77,0	97,0	95,1	64,0	61,5
29/11/18	52,0	52,0	75,0	77,1	83,0	83,5	62,0	61,7
30/11/18	49,0	53,8	65,0	69,8	75,0	72,6	61,0	60,5
Total	1.285,7	1.290,9	1.940,0	1.946,6	2.657,8	2.655,1	1.494,7	1.492,0
Volumes Entregues, em atendimento à Portaria ANP Nº 1/2003 – “I. Instalações de Transporte e Serviços Prestados - h) Quantidades programadas e realizadas de gás nos pontos de recepção e entrega”. Propriedade da Transportadora Brasileira Gasoduto Bolívia-Brasil S.A.								

novembro/18			Volumes Entregues					
(Mm³)	Entrega							
	Boa Esperança do Sul		São Carlos		Rio Claro		Limeira	
	Programado	Realizado	Programado	Realizado	Programado	Realizado	Programado	Realizado
01/11/18	245,0	246,1	275,0	274,5	1.150,0	1.153,2	1.271,3	1.248,7
02/11/18	186,0	186,3	237,0	237,4	1.100,0	1.105,3	1.208,0	1.210,2
03/11/18	54,0	53,4	277,0	275,9	1.100,0	1.094,7	1.220,0	1.202,1
04/11/18	62,0	61,6	240,0	239,0	1.060,0	1.055,6	1.164,0	1.159,7
05/11/18	198,0	198,1	291,0	291,3	1.150,0	1.153,9	1.280,0	1.277,9
06/11/18	230,0	229,7	291,0	290,1	1.172,5	1.160,8	1.317,2	1.301,8
07/11/18	264,0	264,7	297,0	303,0	1.171,0	1.191,8	1.306,0	1.313,8
08/11/18	265,0	268,9	299,0	300,6	1.195,0	1.193,5	1.312,0	1.323,8
09/11/18	245,0	246,7	304,0	305,8	1.190,0	1.206,7	1.300,0	1.353,9
10/11/18	212,0	213,5	278,0	280,0	1.150,0	1.178,1	1.285,0	1.293,1
11/11/18	163,0	164,6	252,0	253,7	1.060,0	1.052,0	1.164,0	1.175,2
12/11/18	150,0	202,0	281,0	275,9	1.052,0	1.133,3	1.225,0	1.268,3
13/11/18	230,0	236,9	273,0	272,9	1.155,0	1.146,2	1.285,0	1.273,7
14/11/18	234,0	235,2	286,0	287,3	1.138,0	1.159,4	1.268,0	1.296,7
15/11/18	209,0	209,8	272,0	272,5	1.097,7	1.142,0	1.261,0	1.265,8
16/11/18	234,0	233,8	282,0	281,5	1.125,0	1.124,8	1.230,0	1.228,5
17/11/18	183,0	183,9	267,0	268,2	1.148,0	1.151,6	1.242,0	1.245,4
18/11/18	85,0	85,3	246,0	245,6	1.052,0	1.048,7	1.144,0	1.140,0
19/11/18	145,0	144,2	286,0	284,7	1.100,0	1.094,8	1.191,5	1.198,1
20/11/18	200,0	199,3	290,0	289,1	1.165,0	1.160,0	1.290,0	1.282,6
21/11/18	238,0	237,0	294,0	292,5	1.174,0	1.162,1	1.306,0	1.302,5
22/11/18	245,0	249,8	295,0	294,5	1.183,0	1.181,5	1.285,0	1.303,5
23/11/18	244,0	237,9	295,0	299,5	1.190,0	1.214,3	1.300,0	1.338,3
24/11/18	215,0	216,5	269,0	270,3	1.150,0	1.183,6	1.285,0	1.272,0
25/11/18	141,0	141,3	258,0	258,7	1.060,0	1.089,3	1.164,0	1.174,9
26/11/18	178,0	178,4	296,0	295,4	1.155,0	1.155,1	1.270,0	1.269,7
27/11/18	242,0	241,2	298,0	297,9	1.165,0	1.191,8	1.290,0	1.301,4
28/11/18	260,0	254,8	296,0	291,5	1.200,0	1.186,3	1.300,0	1.304,9
29/11/18	245,0	245,8	297,0	285,2	1.195,0	1.192,0	1.325,0	1.311,2
30/11/18	240,0	246,1	281,0	283,3	1.200,0	1.188,9	1.305,0	1.304,7
Total	6.042,0	6.113,2	8.403,0	8.397,9	34.203,2	34.451,4	37.794,0	37.942,7
Volumes Entregues, em atendimento à Portaria ANP Nº 1/2003 – “I. Instalações de Transporte e Serviços Prestados - h) Quantidades programadas e realizadas de gás nos pontos de recepção e entrega”. Propriedade da Transportadora Brasileira Gasoduto Bolívia-Brasil S.A.								


novembro/18





Volumes Entregues

(Mm³)	Entrega							
	Americana		Jaguariúna		Itatiba		Guararema	
	Programado	Realizado	Programado	Realizado	Programado	Realizado	Programado	Realizado
01/11/18	365,0	366,0	1.340,0	1.341,5	672,0	672,6	555,0	556,1
02/11/18	350,0	350,6	1.245,0	1.249,8	578,8	579,4	558,0	560,4
03/11/18	328,0	323,0	1.260,0	1.234,0	563,0	565,9	507,0	509,3
04/11/18	332,0	331,1	1.190,0	1.194,9	564,0	566,9	548,0	550,8
05/11/18	377,3	382,3	1.319,9	1.356,5	677,1	696,8	590,1	584,6
06/11/18	379,2	376,2	1.442,0	1.447,1	690,0	691,4	735,0	735,5
07/11/18	377,0	375,9	1.550,0	1.546,7	697,0	693,0	699,0	697,5
08/11/18	382,0	389,2	1.365,0	1.366,7	701,0	705,2	835,0	837,9
09/11/18	400,0	398,6	1.290,0	1.291,8	680,0	678,2	765,0	766,4
10/11/18	328,0	338,3	1.213,0	1.219,6	578,0	581,1	640,0	646,7
11/11/18	320,0	335,9	1.190,0	1.197,7	564,0	568,4	573,0	576,3
12/11/18	351,0	355,0	1.250,0	1.304,2	625,0	701,9	607,0	635,1
13/11/18	343,0	353,5	1.266,0	1.280,6	708,0	703,2	619,0	619,2
14/11/18	348,0	336,5	1.306,0	1.322,1	698,0	683,3	668,0	673,1
15/11/18	343,0	343,9	1.273,0	1.280,3	634,0	637,1	673,0	677,1
16/11/18	354,0	354,1	1.260,0	1.266,0	636,0	639,2	623,0	626,3
17/11/18	325,0	326,7	1.172,0	1.178,2	548,0	550,9	682,0	685,6
18/11/18	308,0	307,0	1.134,0	1.138,0	553,0	554,3	565,0	566,5
19/11/18	376,2	364,6	1.250,0	1.295,8	650,0	649,7	665,0	668,3
20/11/18	359,2	358,9	1.280,0	1.283,8	690,0	692,7	640,0	643,7
21/11/18	393,0	391,7	1.260,0	1.235,5	690,0	701,2	670,0	679,1
22/11/18	358,0	356,7	1.220,0	1.190,3	697,0	700,3	660,0	644,4
23/11/18	368,0	368,9	1.213,0	1.252,7	710,0	682,3	650,0	633,5
24/11/18	328,0	337,4	1.213,0	1.195,8	578,0	581,0	607,0	604,1
25/11/18	320,0	316,4	1.190,0	1.193,6	564,0	573,7	573,0	566,6
26/11/18	386,0	385,5	1.285,0	1.292,4	685,0	689,5	750,0	754,5
27/11/18	358,0	356,5	1.280,0	1.310,3	693,0	692,0	780,0	773,1
28/11/18	376,0	374,8	1.300,0	1.314,3	697,0	713,5	726,0	731,0
29/11/18	380,0	363,7	1.310,0	1.302,8	710,0	708,8	675,0	676,0
30/11/18	355,0	357,2	1.265,0	1.226,9	707,0	673,4	670,0	693,3
Total	10.667,9	10.675,9	38.131,9	38.309,9	19.437,9	19.527,1	19.508,1	19.572,0

Volumes Entregues, em atendimento à Portaria ANP Nº 1/2003 – “I. Instalações de Transporte e Serviços Prestados - h) Quantidades programadas e realizadas de gás nos pontos de recepção e entrega”. Propriedade da Transportadora Brasileira Gasoduto Bolívia-Brasil S.A.

novembro/18			Volumes Entregues							
(Mm³)	Entrega									
	Sumaré		Campinas		Indaiatuba		Itirapina		Itu	
	Programado	Realizado	Programado	Realizado	Programado	Realizado	Programado	Realizado	Programado	Realizado
01/11/18	316,0	316,7	46,0	45,9	96,8	94,4	0,0	0,0	344,0	344,9
02/11/18	95,0	96,8	36,0	36,4	75,0	77,3	0,0	0,0	312,0	318,7
03/11/18	106,0	108,5	32,0	33,0	72,0	74,0	0,0	0,0	293,0	299,6
04/11/18	142,0	143,4	36,0	35,9	81,0	81,9	0,0	0,0	290,0	292,8
05/11/18	367,6	373,2	54,2	56,0	87,1	89,9	0,0	0,0	362,0	362,4
06/11/18	363,0	363,1	55,0	54,7	100,0	100,2	1,1	1,1	427,0	427,0
07/11/18	369,0	378,9	54,0	54,7	98,0	97,5	0,2	0,2	425,0	416,6
08/11/18	394,0	396,7	63,0	62,7	99,0	101,6	0,0	0,0	393,0	396,5
09/11/18	350,0	348,9	75,0	75,8	99,0	100,6	0,0	0,0	440,0	439,8
10/11/18	140,0	141,1	71,0	71,4	85,0	85,3	0,0	0,0	370,0	379,7
11/11/18	115,0	115,2	53,0	53,2	81,0	81,1	0,0	0,0	358,0	360,2
12/11/18	368,0	374,2	64,0	72,7	90,0	96,3	0,0	0,0	392,0	428,2
13/11/18	377,0	385,7	71,0	70,3	89,0	93,0	0,0	0,0	394,0	394,5
14/11/18	338,0	340,8	62,5	62,9	90,0	94,6	0,0	0,0	415,0	417,5
15/11/18	249,0	255,6	51,0	52,1	78,0	80,0	0,0	0,0	400,0	410,7
16/11/18	248,0	255,2	58,0	59,3	53,0	54,7	0,0	0,0	403,7	421,2
17/11/18	95,0	95,6	50,0	50,9	59,0	58,1	0,0	0,0	393,0	384,3
18/11/18	102,0	104,4	55,0	56,0	78,0	79,1	0,0	0,0	365,0	355,8
19/11/18	293,0	298,2	71,0	72,4	85,8	89,3	0,0	0,0	395,0	401,9
20/11/18	325,0	334,8	65,0	66,0	78,0	80,1	0,0	0,0	409,0	418,2
21/11/18	378,0	379,6	69,0	71,2	92,0	92,8	1,0	1,0	434,0	436,3
22/11/18	380,0	389,9	69,0	67,2	95,0	95,7	0,0	0,0	439,0	429,9
23/11/18	372,0	370,2	67,0	65,1	101,0	100,3	0,0	0,0	433,0	423,8
24/11/18	198,0	196,4	53,0	52,5	85,0	80,7	0,0	0,0	370,0	380,4
25/11/18	180,0	180,3	51,0	50,9	81,0	80,9	0,0	0,0	385,0	386,0
26/11/18	370,0	374,4	66,0	67,0	88,0	88,5	0,0	0,0	430,0	433,2
27/11/18	385,0	393,3	66,0	65,0	78,0	78,0	0,0	0,2	435,0	437,5
28/11/18	386,0	389,4	64,0	63,5	83,0	85,2	0,7	0,7	440,0	436,0
29/11/18	387,0	398,0	61,0	62,1	94,0	101,6	0,0	0,0	429,0	440,8
30/11/18	377,0	336,5	57,0	57,0	95,0	91,2	0,0	0,0	422,0	424,0
Total	8.565,6	8.635,0	1.745,7	1.764,0	2.566,7	2.603,8	3,0	3,2	11.797,7	11.898,7
<p>Volumes Entregues, em atendimento à Portaria ANP Nº 1/2003 – "I. Instalações de Transporte e Serviços Prestados - h) Quantidades programadas e realizadas de gás nos pontos de recepção e entrega". Propriedade da Transportadora Brasileira Gasoduto Bolívia-Brasil S.A.</p>										

novembro/18			Volumes Entregues							
(Mm³)	Entrega									
	Porto Feliz		Araçoiaba da Serra		Itapetininga		GEMINI		REPAR	
	Programado	Realizado	Programado	Realizado	Programado	Realizado	Programado	Realizado	Programado	Realizado
01/11/18	768,0	769,8	177,2	178,3	9,1	3,0	0,0	0,0	1.150,0	1.172,4
02/11/18	737,0	754,1	162,0	166,0	5,8	1,6	0,3	0,2	1.215,0	1.244,0
03/11/18	710,0	727,3	158,0	161,6	1,7	0,3	0,1	0,1	1.185,0	1.211,9
04/11/18	718,0	724,9	160,0	161,5	0,0	0,0	0,3	0,3	1.200,0	1.207,9
05/11/18	787,0	788,3	180,0	181,0	1,1	0,3	0,0	0,0	1.230,0	1.227,3
06/11/18	693,0	692,7	182,0	181,4	3,6	1,5	0,0	160,4	1.180,0	1.174,3
07/11/18	695,0	698,2	181,0	179,7	3,1	0,7	422,0	421,4	1.200,0	1.201,0
08/11/18	654,0	650,2	185,0	182,3	6,5	3,3	425,0	429,7	1.270,0	1.264,6
09/11/18	715,0	714,2	180,0	182,5	6,4	3,0	425,0	427,6	1.300,0	1.307,9
10/11/18	643,2	669,0	169,8	170,3	1,2	0,2	425,0	432,5	1.300,0	1.276,5
11/11/18	630,0	631,3	165,4	167,0	3,8	1,4	425,0	432,0	1.300,0	1.295,0
12/11/18	650,0	673,6	176,0	181,7	6,9	2,4	425,0	442,0	1.300,0	1.301,8
13/11/18	582,0	599,2	177,0	178,9	6,1	2,7	435,0	449,4	1.250,0	1.251,5
14/11/18	647,0	651,6	175,0	176,0	4,9	2,1	0,0	434,9	1.150,0	1.184,7
15/11/18	630,0	648,0	175,0	180,8	6,4	3,0	266,0	272,5	1.220,0	1.251,1
16/11/18	611,7	653,5	178,8	175,6	3,7	1,7	0,0	0,0	1.250,0	1.283,3
17/11/18	595,0	581,2	163,0	160,4	0,6	0,0	0,0	0,0	1.330,0	1.321,9
18/11/18	555,0	543,3	163,0	159,4	0,6	0,0	0,0	0,0	1.330,0	1.293,6
19/11/18	565,6	577,7	177,2	180,9	3,4	1,3	0,0	0,0	1.200,0	1.197,3
20/11/18	565,6	573,3	177,2	183,1	4,3	2,0	0,0	0,0	1.200,0	1.212,3
21/11/18	584,0	586,5	182,0	183,2	4,8	1,8	0,0	0,4	1.310,0	1.318,7
22/11/18	586,0	566,2	183,0	180,4	5,2	2,5	340,0	338,4	1.100,0	1.111,4
23/11/18	571,0	560,6	185,0	183,4	3,3	1,3	420,0	420,1	1.170,0	1.165,0
24/11/18	515,0	511,6	170,0	171,7	1,9	0,1	420,0	420,7	1.215,0	1.207,1
25/11/18	475,0	476,2	168,0	168,3	0,0	0,0	420,0	426,7	1.215,0	1.220,9
26/11/18	534,0	539,0	184,0	186,0	3,9	2,1	426,0	432,5	1.250,0	1.264,3
27/11/18	515,0	519,3	180,0	181,5	5,8	3,2	0,0	429,7	1.250,0	1.221,5
28/11/18	555,0	568,7	181,0	184,5	4,4	2,5	133,7	439,3	1.260,0	1.322,2
29/11/18	546,0	547,1	178,0	181,3	3,0	1,0	433,0	454,0	1.300,0	1.328,8
30/11/18	515,0	534,4	170,0	175,6	3,0	1,2	35,0	35,1	1.300,0	1.278,4
Total	18.548,1	18.730,8	5.243,5	5.284,3	114,4	46,0	5.876,4	7.300,0	37.130,0	37.318,9
<p>Volumes Entregues, em atendimento à Portaria ANP Nº 1/2003 – "I. Instalações de Transporte e Serviços Prestados - h) Quantidades programadas e realizadas de gás nos pontos de recepção e entrega". Propriedade da Transportadora Brasileira Gasoduto Bolívia-Brasil S.A.</p>										

novembro/18			Volumes Entregues			
(Mm³)	Entrega					
	REPLAN		Canoas UTE		Gascar	
	Programado	Realizado	Programado	Realizado	Programado	Realizado
01/11/18	1.950,0	1.897,3	0,0	0,0	0,0	0,0
02/11/18	1.820,0	1.861,3	0,0	0,0	0,0	0,0
03/11/18	1.840,0	1.884,5	0,0	0,1	0,0	0,0
04/11/18	1.870,0	1.918,3	0,0	0,0	0,0	0,0
05/11/18	1.920,0	1.970,5	0,0	0,0	0,0	0,0
06/11/18	1.930,0	1.934,5	0,0	0,0	6,8	0,0
07/11/18	1.930,0	1.917,6	0,0	0,0	0,0	0,0
08/11/18	1.930,0	1.934,8	0,0	0,0	0,0	0,0
09/11/18	1.800,0	1.791,8	0,0	0,0	0,0	0,0
10/11/18	1.800,0	1.788,7	0,0	0,0	0,0	0,0
11/11/18	1.800,0	1.831,5	0,0	0,0	0,0	0,0
12/11/18	1.800,0	1.883,6	0,0	0,0	0,0	0,0
13/11/18	1.800,0	1.869,1	0,0	0,0	0,0	0,0
14/11/18	1.750,0	1.790,8	0,0	0,0	0,0	0,0
15/11/18	1.700,0	1.708,9	0,0	0,0	0,0	0,0
16/11/18	1.800,0	1.824,2	0,0	0,0	0,0	0,0
17/11/18	1.800,0	1.843,3	0,0	0,0	0,0	0,0
18/11/18	1.850,0	1.857,7	0,0	0,0	0,0	0,0
19/11/18	1.950,0	1.985,7	0,0	0,0	0,0	0,0
20/11/18	2.030,0	2.034,5	0,0	0,0	0,0	0,0
21/11/18	2.000,0	1.951,9	0,0	0,0	0,0	0,0
22/11/18	1.950,0	1.929,1	0,0	0,0	0,0	0,0
23/11/18	2.100,0	2.084,3	0,0	0,0	0,0	0,0
24/11/18	2.200,0	2.194,1	0,0	0,0	0,0	0,0
25/11/18	2.060,0	2.073,2	0,0	0,0	0,0	0,0
26/11/18	1.850,0	1.845,2	0,0	0,0	26,3	0,0
27/11/18	1.670,0	1.682,5	0,0	0,0	0,0	0,0
28/11/18	1.500,0	1.557,9	0,0	0,0	108,0	0,0
29/11/18	1.600,0	1.648,8	0,0	0,0	0,0	0,0
30/11/18	1.600,0	1.713,2	0,0	0,0	0,0	0,0
Total	55.600,0	56.208,8	0,0	0,1	141,1	0,0
	Volumes Entregues, em atendimento à Portaria ANP Nº 1/2003 – “I. Instalações de Transporte e Serviços Prestados - h) Quantidades programadas e realizadas de gás nos pontos de recepção e entrega”. Propriedade da Transportadora Brasileira Gasoduto Bolívia-Brasil S.A.					

novembro/18



Volumes Entregues

(Mm³)	Entrega							
	Jacutinga		Guararema		Campo Largo		Araucária CIC	
	Programado	Realizado	Programado	Realizado	Programado	Realizado	Programado	Realizado
01/11/18	271,0	265,2	3.000,0	2.972,2	217,0	217,0	1.110,0	1.114,5
02/11/18	215,0	219,9	2.625,0	2.635,4	163,0	166,3	1.010,0	1.030,6
03/11/18	225,0	230,0	3.550,0	3.561,5	158,0	161,2	1.044,0	1.069,7
04/11/18	298,0	306,2	4.000,0	3.998,6	177,0	178,2	1.060,0	1.067,0
05/11/18	270,0	277,7	4.000,0	4.091,3	230,0	227,5	1.170,0	1.171,8
06/11/18	250,0	248,6	6.430,0	6.423,4	235,0	233,8	1.170,0	1.171,9
07/11/18	211,0	210,4	4.500,0	4.503,0	240,0	239,4	1.210,0	1.206,9
08/11/18	244,0	243,4	4.000,0	3.921,1	248,0	247,9	1.190,0	1.188,0
09/11/18	250,0	250,6	3.000,0	2.962,1	234,0	234,4	1.150,0	1.146,7
10/11/18	250,0	255,0	2.200,0	2.178,9	190,0	192,3	1.010,0	1.013,8
11/11/18	270,0	275,6	2.200,0	2.229,6	169,0	169,4	1.026,0	1.031,4
12/11/18	290,0	292,5	2.700,0	2.699,5	220,0	213,8	1.140,0	1.123,3
13/11/18	390,0	402,4	3.500,0	3.499,4	223,0	229,7	1.050,0	1.080,7
14/11/18	392,0	409,5	4.800,0	4.787,2	215,0	217,0	1.157,0	1.165,3
15/11/18	337,0	338,7	4.800,0	4.811,0	163,0	166,9	1.014,0	1.039,9
16/11/18	253,0	254,7	5.000,0	5.092,2	180,0	181,4	1.040,0	1.069,3
17/11/18	271,0	241,5	5.000,0	5.087,8	155,0	153,4	1.000,0	1.015,8
18/11/18	193,0	193,9	5.000,0	5.089,6	155,0	156,3	1.050,0	1.028,2
19/11/18	225,0	225,5	6.300,0	6.354,7	218,0	221,8	1.190,0	1.202,5
20/11/18	288,0	288,9	6.690,0	7.011,6	222,0	225,0	1.185,0	1.211,9
21/11/18	232,0	232,5	6.650,0	7.054,8	223,0	224,5	1.135,0	1.141,1
22/11/18	304,0	302,5	4.650,0	4.634,0	209,0	208,2	1.140,0	1.129,8
23/11/18	271,0	267,0	4.150,0	4.127,3	211,0	213,8	1.050,0	1.086,2
24/11/18	271,0	269,5	2.220,0	2.211,6	184,0	183,2	990,0	985,1
25/11/18	271,0	271,8	2.400,0	2.418,3	160,0	161,2	1.020,0	1.022,5
26/11/18	268,0	270,2	2.400,0	2.386,7	212,0	214,0	1.160,0	1.176,1
27/11/18	284,0	274,0	4.400,0	4.422,6	217,0	220,8	1.160,0	1.149,2
28/11/18	285,0	285,1	2.700,0	2.707,4	217,0	213,8	1.140,0	1.157,2
29/11/18	282,0	295,3	3.300,0	3.322,0	215,0	222,6	1.150,0	1.190,2
30/11/18	271,0	260,9	5.000,0	4.604,8	212,0	215,0	1.090,0	1.155,4
Total	8.132,0	8.159,0	121.165,0	121.799,7	6.072,0	6.109,5	33.011,0	33.341,9

Volumes Entregues, em atendimento à Portaria ANP Nº 1/2003 – “I. Instalações de Transporte e Serviços Prestados - h) Quantidades programadas e realizadas de gás nos pontos de recepção e entrega”. Propriedade da Transportadora Brasileira Gasoduto Bolívia-Brasil S.A.


novembro/18




Volumes Entregues

(Mm³)	Entrega							
	Araucária UTE		Joinville		Guaramirim		Gaspar	
	Programado	Realizado	Programado	Realizado	Programado	Realizado	Programado	Realizado
01/11/18	0,0	0,0	83,0	83,5	515,0	515,5	224,0	224,1
02/11/18	0,0	0,0	32,0	32,9	373,0	381,5	100,0	102,7
03/11/18	0,0	0,0	33,0	33,8	303,0	310,0	87,0	89,4
04/11/18	0,0	0,0	58,0	59,1	385,0	389,1	102,0	102,6
05/11/18	0,0	0,0	109,0	109,5	489,0	489,7	233,0	233,1
06/11/18	0,0	0,0	116,0	115,5	503,0	502,3	226,0	225,6
07/11/18	0,0	0,0	118,0	118,0	520,0	519,2	237,0	236,4
08/11/18	0,0	0,0	118,0	115,3	523,0	541,3	239,0	240,4
09/11/18	0,0	0,0	103,0	102,6	530,0	529,1	225,0	228,4
10/11/18	0,0	0,0	45,0	45,5	382,0	383,9	100,0	103,0
11/11/18	0,0	0,0	58,0	58,5	390,0	393,0	107,0	107,4
12/11/18	0,0	0,0	95,0	115,5	460,0	533,5	220,0	237,4
13/11/18	0,0	0,0	114,0	118,5	520,0	538,9	230,0	231,5
14/11/18	0,0	0,0	93,0	93,3	515,0	519,2	230,0	232,6
15/11/18	0,0	0,0	61,0	62,7	470,0	482,3	180,0	186,6
16/11/18	0,0	0,0	72,0	74,2	460,0	479,4	190,0	191,2
17/11/18	0,0	0,0	35,0	36,0	365,0	367,5	96,0	98,8
18/11/18	0,0	0,0	61,0	62,2	397,0	404,9	105,0	107,8
19/11/18	0,0	0,0	103,0	105,7	460,0	476,5	232,0	236,5
20/11/18	0,0	0,0	115,0	117,2	485,0	495,7	217,0	222,0
21/11/18	0,0	0,0	117,0	114,4	480,0	493,4	212,0	217,8
22/11/18	0,0	0,0	106,0	105,9	485,0	469,2	220,0	222,0
23/11/18	0,0	0,0	105,0	99,6	480,0	495,5	215,0	214,5
24/11/18	0,0	0,0	43,0	42,4	331,0	329,3	106,0	105,8
25/11/18	0,0	0,0	61,0	61,0	398,0	399,0	113,0	113,8
26/11/18	0,0	0,0	120,0	122,0	540,0	544,7	222,0	224,5
27/11/18	0,0	0,0	120,0	117,2	530,0	536,6	220,0	221,9
28/11/18	0,0	0,0	120,0	119,9	510,0	524,5	225,0	226,5
29/11/18	0,0	0,0	113,0	118,1	515,0	545,2	218,0	232,2
30/11/18	0,0	0,0	110,0	100,9	525,0	531,7	215,0	228,3
Total	0,0	0,0	2.637,0	2.660,9	13.839,0	14.121,5	5.546,0	5.644,8

Volumes Entregues, em atendimento à Portaria ANP Nº 1/2003 – “I. Instalações de Transporte e Serviços Prestados - h) Quantidades programadas e realizadas de gás nos pontos de recepção e entrega”. Propriedade da Transportadora Brasileira Gasoduto Bolívia-Brasil S.A.

novembro/18			Volumes Entregues					
(Mm³)	Entrega							
	Brusque		Tijucas		São Pedro de Alcântara		Tubarão	
	Programado	Realizado	Programado	Realizado	Programado	Realizado	Programado	Realizado
01/11/18	23,2	23,3	324,0	324,5	135,0	135,3	167,0	166,9
02/11/18	12,1	12,4	300,0	306,6	96,0	98,2	155,0	158,3
03/11/18	9,8	10,1	300,0	307,6	96,0	98,1	148,0	151,7
04/11/18	11,1	11,2	280,0	282,4	89,0	89,6	146,0	147,6
05/11/18	24,1	24,1	317,0	317,9	120,0	119,8	160,0	157,2
06/11/18	22,7	22,7	304,0	303,3	120,0	121,4	160,0	155,9
07/11/18	23,0	23,3	336,0	335,2	128,0	128,0	160,0	159,3
08/11/18	24,0	24,2	336,0	334,6	128,0	128,8	162,0	163,9
09/11/18	23,0	22,2	308,0	308,3	134,0	134,1	165,0	165,8
10/11/18	13,0	13,0	293,0	294,5	112,0	112,3	147,0	147,3
11/11/18	11,8	11,9	296,0	298,2	93,0	93,8	145,0	146,1
12/11/18	21,0	27,1	308,0	328,3	116,0	126,5	150,0	158,3
13/11/18	27,0	28,7	325,0	335,7	123,0	129,8	155,0	162,1
14/11/18	25,0	25,4	323,0	328,5	138,0	139,5	160,0	161,7
15/11/18	18,0	18,4	295,0	302,7	109,0	112,0	150,0	154,7
16/11/18	17,4	17,8	310,0	312,5	130,0	130,4	170,0	166,8
17/11/18	11,0	11,2	295,0	297,9	115,0	114,7	155,0	153,9
18/11/18	10,6	10,8	268,0	273,9	90,0	94,9	154,0	156,8
19/11/18	22,8	23,2	300,0	306,6	118,0	124,5	158,0	164,1
20/11/18	23,0	23,3	316,0	323,3	118,0	121,2	156,0	159,8
21/11/18	24,0	23,9	325,0	335,0	118,0	119,9	158,0	156,3
22/11/18	22,3	22,3	308,0	306,7	122,0	125,5	154,0	154,3
23/11/18	21,8	21,7	310,0	298,7	130,0	128,8	156,0	160,7
24/11/18	12,9	12,8	274,0	272,1	106,0	105,2	145,0	144,4
25/11/18	11,5	11,6	300,0	301,0	89,0	89,6	148,0	148,3
26/11/18	23,3	23,6	321,0	324,8	116,0	117,2	152,0	153,1
27/11/18	26,4	26,5	320,0	316,0	115,0	117,9	150,0	149,9
28/11/18	28,4	29,1	313,0	311,6	119,0	122,3	154,0	156,5
29/11/18	27,0	26,7	313,0	331,8	128,0	131,8	151,0	152,7
30/11/18	25,0	26,1	315,0	342,7	130,0	143,6	145,0	156,2
Total	596,2	608,7	9.233,0	9.362,8	3.481,0	3.554,9	4.636,0	4.690,3
Volumes Entregues, em atendimento à Portaria ANP Nº 1/2003 – “I. Instalações de Transporte e Serviços Prestados - h) Quantidades programadas e realizadas de gás nos pontos de recepção e entrega”. Propriedade da Transportadora Brasileira Gasoduto Bolívia-Brasil S.A.								

novembro/18			Volumes Entregues					
(Mm³)	Entrega							
	Urussanga		Nova Veneza		V. do Cedro		Igrejinha	
	Programado	Realizado	Programado	Realizado	Programado	Realizado	Programado	Realizado
01/11/18	396,0	396,7	291,0	291,7	190,0	190,4	17,6	17,6
02/11/18	392,0	400,8	263,0	268,9	58,0	58,8	17,1	17,5
03/11/18	384,0	393,6	257,0	263,1	58,0	58,9	11,7	12,0
04/11/18	383,0	388,8	260,0	262,6	74,0	74,8	2,9	2,9
05/11/18	400,0	395,0	290,0	289,2	200,0	200,9	4,7	4,7
06/11/18	380,0	377,6	280,0	274,6	200,0	200,2	9,4	9,4
07/11/18	405,0	404,1	290,0	288,3	200,0	202,6	20,6	20,5
08/11/18	411,0	413,9	289,0	293,5	199,0	193,4	19,0	19,0
09/11/18	418,0	418,4	285,0	286,2	190,0	190,4	20,0	19,6
10/11/18	390,0	390,8	260,0	259,0	88,0	88,1	9,1	9,2
11/11/18	388,0	390,3	260,0	262,4	77,0	77,6	14,0	14,0
12/11/18	396,0	423,1	281,0	287,0	190,0	196,0	20,0	20,9
13/11/18	410,0	421,0	272,0	284,3	191,0	197,4	18,0	18,8
14/11/18	395,0	409,5	281,0	284,6	200,0	201,2	20,0	20,1
15/11/18	390,0	399,2	270,0	278,6	145,0	150,0	18,3	18,8
16/11/18	400,0	411,9	260,0	276,1	130,0	132,4	19,0	19,6
17/11/18	390,0	398,2	255,0	255,2	75,0	72,7	15,0	15,2
18/11/18	397,0	405,0	252,0	258,8	75,0	78,3	15,6	15,9
19/11/18	414,0	426,0	284,0	289,3	200,0	204,1	19,0	19,2
20/11/18	405,0	415,7	290,0	295,6	200,0	203,0	15,0	15,2
21/11/18	400,0	395,6	300,0	299,4	195,0	193,0	16,8	16,9
22/11/18	398,0	394,9	300,0	301,9	192,0	189,9	16,0	15,9
23/11/18	396,0	389,5	302,0	293,9	189,0	184,7	17,0	17,2
24/11/18	395,0	392,6	289,0	287,7	77,8	77,3	16,4	16,3
25/11/18	387,0	388,1	294,0	295,2	74,5	74,8	17,1	17,2
26/11/18	412,0	415,7	292,0	294,7	196,0	197,6	16,5	16,6
27/11/18	410,0	410,5	300,0	290,8	200,0	204,3	20,3	20,4
28/11/18	415,0	431,6	286,0	290,8	205,0	211,5	20,3	20,9
29/11/18	420,0	428,7	282,0	291,6	204,0	203,4	17,5	18,1
30/11/18	412,0	421,5	285,0	299,3	196,0	194,0	18,0	19,5
Total	11.989,0	12.148,3	8.400,0	8.494,1	4.669,3	4.701,9	481,8	489,0
Volumes Entregues, em atendimento à Portaria ANP Nº 1/2003 – “I. Instalações de Transporte e Serviços Prestados - h) Quantidades programadas e realizadas de gás nos pontos de recepção e entrega”. Propriedade da Transportadora Brasileira Gasoduto Bolívia-Brasil S.A.								

novembro/18



Volumes Entregues

(Mm³)	Entrega									
	Araricá		Cachoeirinha		Canoas		Refap		Total	Total
	Programado	Realizado	Programado	Realizado	Programado	Realizado	Programado	Realizado	Programado	Realizado
01/11/18	220,0	220,4	385,0	387,2	940,0	927,0	755,0	759,1	20.830,6	20.748,1
02/11/18	207,0	211,4	308,0	315,4	740,0	754,1	800,0	824,1	18.570,0	18.817,4
03/11/18	207,0	211,7	314,0	321,7	750,0	766,3	790,0	805,7	19.155,3	19.335,7
04/11/18	199,0	200,8	325,0	327,6	750,0	752,9	780,0	790,0	19.740,3	19.858,4
05/11/18	208,0	208,7	365,0	365,2	790,0	792,7	750,0	744,8	21.802,0	22.010,5
06/11/18	210,0	210,9	366,0	365,9	850,0	845,7	690,0	691,3	24.566,5	24.666,4
07/11/18	209,0	207,3	365,0	364,6	920,0	918,9	600,0	601,8	23.306,9	23.310,8
08/11/18	209,0	210,5	364,0	371,9	880,0	886,4	530,0	530,8	22.750,5	22.747,9
09/11/18	210,0	212,8	378,0	377,1	840,0	840,6	550,0	544,3	21.425,5	21.466,6
10/11/18	205,0	207,6	340,0	341,9	880,0	882,4	595,0	598,4	18.962,3	19.057,1
11/11/18	200,0	199,8	320,0	323,8	820,0	824,1	650,0	650,1	18.432,1	18.576,2
12/11/18	206,0	214,2	352,0	373,4	920,0	918,4	650,0	647,4	20.345,0	21.063,4
13/11/18	212,0	220,9	367,0	381,8	1.150,0	1.183,8	530,0	546,1	21.796,2	22.122,1
14/11/18	210,0	215,8	370,0	371,9	810,0	816,1	510,0	515,9	22.230,7	22.873,8
15/11/18	200,0	205,9	340,0	347,7	620,0	633,2	625,0	639,0	21.541,0	21.839,3
16/11/18	210,0	219,0	370,0	369,3	650,0	658,4	625,0	641,4	21.672,3	22.015,0
17/11/18	205,0	207,9	330,0	331,3	550,0	547,9	650,0	649,6	20.778,0	20.903,5
18/11/18	200,0	204,9	343,0	350,3	535,0	545,8	650,0	659,7	20.230,8	20.324,5
19/11/18	216,0	220,1	392,0	399,5	830,0	843,1	700,0	712,0	23.558,0	23.823,4
20/11/18	205,0	211,2	365,0	375,0	770,0	788,4	685,0	699,6	24.224,4	24.718,2
21/11/18	202,0	203,7	357,0	356,5	740,0	748,4	610,0	611,4	24.235,6	24.623,2
22/11/18	202,0	199,0	356,0	350,8	870,0	864,3	510,0	511,0	22.608,7	22.459,2
23/11/18	201,0	201,1	376,0	374,4	1.000,0	998,4	480,0	464,5	22.133,2	22.116,3
24/11/18	190,4	189,3	348,6	346,6	680,0	678,9	545,0	541,8	18.765,4	18.737,3
25/11/18	188,4	189,0	322,7	323,7	630,0	633,4	560,0	564,7	18.385,6	18.498,8
26/11/18	206,0	207,5	374,0	377,2	660,0	667,1	660,0	669,5	20.272,0	20.342,7
27/11/18	208,0	210,4	375,0	371,3	630,0	630,2	700,0	700,7	21.805,1	22.276,7
28/11/18	210,0	217,0	370,0	377,1	740,0	759,6	625,0	639,1	20.261,8	20.724,1
29/11/18	213,0	221,6	368,0	379,0	610,0	631,0	500,0	505,2	20.881,5	21.196,1
30/11/18	215,0	226,0	370,0	388,2	650,0	720,0	470,0	459,0	21.926,0	21.790,2
Total	6.183,8	6.286,3	10.676,3	10.807,3	23.205,0	23.457,4	18.775,0	18.917,9	637.193,4	643.043,1

Volumes Entregues, em atendimento à Portaria ANP Nº 1/2003 – "I. Instalações de Transporte e Serviços Prestados - h) Quantidades programadas e realizadas de gás nos pontos de recepção e entrega". Propriedade da Transportadora Brasileira Gasoduto Bolívia-Brasil S.A.